

Consolidated financial statements and independent auditors' report

Kuwait Financial Centre – KPSC and Subsidiaries

Kuwait

31 December 2019

Contents

	Page
Independent auditors' report	1 to 4
Consolidated statement of profit or loss	5
Consolidated statement of profit or loss and other comprehensive income	6
Consolidated statement of financial position	7
Consolidated statement of changes in equity	8 to 9
Consolidated statement of cash flows	10
Notes to the consolidated financial statements	11 to 61

Auditors & Consultants

Souq Al Kabeer Building, Block A, 9th Floor
P.O.Box 2986, Safat 13030, Kuwait
Tel: (965)2244 3900-9
Fax: (965) 2243 8451
E-mail: gt@kw.gt.com
www.grantthornton.com.kw

**Deloitte & Touche
Al-Wazzan & Co.**

Ahmed Al-Jaber Street, Sharq
Dar Al-Awadi Complex, Floors 7 & 9
P.O. Box 20174, Safat 13062
Kuwait
Tel : + 965 22408844, 22438060
Fax: + 965 22408855, 22452080
www.deloitte.com

Independent auditors' report

To the shareholders of
Kuwait Financial Centre – KPSC
Kuwait

Report on the Audit of the Consolidated Financial Statements

Opinion

We have audited the consolidated financial statements of Kuwait Financial Centre - Kuwaiti Public Shareholding Company (the “Parent Company”) and Subsidiaries, (collectively the “Group”), which comprise the consolidated statement of financial position as at 31 December 2019, and the consolidated statement of profit or loss, consolidated statement of profit or loss and other comprehensive income, consolidated statement of changes in equity and consolidated statement of cash flows for the year then ended, and notes to the consolidated financial statements, including a summary of significant accounting policies.

In our opinion, the accompanying consolidated financial statements present fairly, in all material respects, the consolidated financial position of the Group as at 31 December 2019, and its consolidated financial performance and its consolidated cash flows for the year then ended in accordance with International Financial Reporting Standards (IFRSs) as adopted for use by the State of Kuwait.

Basis for Opinion

We conducted our audit in accordance with International Standards on Auditing (ISAs). Our responsibilities under those standards are further described in the Auditors’ Responsibilities for the Audit of the Consolidated Financial Statements section of our report. We are independent of the Group in accordance with the International Ethics Standards Board for Accountants’ *Code of Ethics for Professional Accountants* (IESBA Code), and we have fulfilled our other responsibilities in accordance with the IESBA Code. We believe that the audit evidence we have obtained is sufficient and appropriate to provide a basis for our opinion.

Key Audit Matters

Key audit matters are those matters that, in our professional judgment, were of most significance in our audit of the consolidated financial statements of the current year. These matters were addressed in the context of our audit of the consolidated financial statements as a whole, and in forming our opinion thereon, and we do not provide a separate opinion on these matters. We have determined the matter described below as the key audit matter.

Management fees and commission income

The Group manages various funds and portfolios on a fiduciary basis for its customers. In addition, the Group provides corporate advisory and other financial services to clients in debt and capital markets. The Group recognized management fees and commission income arising from these services of KD8.7 million (31 December 2018: KD8.9 million) for the year ended 31 December 2019 as disclosed in the consolidated statement of profit or loss. The recognition of management fees and commission income is dependent on the terms of the underlying management contracts and corporate advisory mandates agreed between the Group and its clients and/or the funds it manages. Management fees are calculated as a percentage of net asset value of the Assets Under Management as contractually agreed with its customers and varies across different funds and products. The Group’s policy on revenue recognition is disclosed in note 5.3 to the consolidated financial statements.

Independent auditors' report to the shareholders of Kuwait Financial Centre - KPSC (continued)

Management fees and commission income (continued)

Our audit procedures included evaluating the design and implementation of controls management has put in place over valuing underlying fiduciary assets. We have also selected samples of portfolios/funds under management and verified if the underlying assets in those portfolios are fair valued based on market quotes as of the year-end date. We have also re-computed the related management fee on the selected sample of Portfolios/funds by applying the contractually agreed management fee with the customers on the net asset value of those portfolios. We assessed the disclosures included in the financial statements relating to this matter against the requirements of IFRSs.

Impairment of Investment properties

The Group's investment properties, with a carrying amount of KD 55.3 million represent 27.5% of the total assets as at 31 December 2019 and consist of land, buildings and projects under development held for rental located in the United Arab Emirates and the Kingdom of Saudi Arabia. The investment properties are accounted for using the cost model whereby these investment properties are stated at cost less accumulated depreciation and accumulated impairment losses, if any, as detailed in notes 5.9 and 6.2.4. Management of the Group determined the fair value of the investment properties, for disclosure and impairment testing purposes, at the reporting date and uses independent valuers to assist in the preparation of these valuations. These valuations are based on a number of assumptions, including estimated rental revenues, capitalization yields, historical transactions, market knowledge, occupancy rates and cost of construction. Given the fact that the fair value of the investment properties represents a significant judgment area and the valuations are highly dependent on estimates we determined this to be a key audit matter.

Our audit procedures included, among others, assessing the design and implementation of controls over the process of the determining the value of the investment properties and assessing management's process for reviewing and assessing the work of the external valuers and their valuations. We assessed the qualifications, reputation, competence and skills of management's external valuers. We assessed the scope of the engagement between the external valuers and the group to determine if it was sufficient for audit purposes including management's consideration of competence and independence of the external valuers. We reviewed the valuation reports from the external valuers and agreed them to the fair values of the properties. We assessed the valuation methodologies used in assessing the fair value of the investment properties including discussions with the management on the estimates, assumptions and valuation methodology used in assessing the fair value of investment properties. We also reperformed the mathematical accuracy of the valuations on a sample basis. We have also assessed the disclosures included in the financial statements relating to this matter against the requirements of IFRSs.

Other Information included in the Group's 2019 annual report

Management is responsible for the other information. Other information consists of the information included in the Annual Report of the Group for the year ended 31 December 2019, other than the consolidated financial statements and our auditors' report thereon. We obtained the report of the Parent Company's Board of Directors, prior to the date of our auditors' report, and we expect to obtain the remaining sections of the Group's Annual Report for the year ended 31 December 2019 after the date of our auditors' report.

Our opinion on the consolidated financial statements does not cover the other information and we do not express any form of assurance conclusion thereon.

In connection with our audit of the consolidated financial statements, our responsibility is to read the other information identified above and, in doing so, consider whether the other information is materially inconsistent with the consolidated financial statements or our knowledge obtained in the audit, or otherwise appears to be materially misstated. If, based on the work we have performed on the other information that we obtained prior to the date of this auditors' report, we conclude that there is a material misstatement of this other information, we are required to report that fact. We have nothing to report in this regard.

Independent auditors' report to the shareholders of Kuwait Financial Centre - KPSC (continued)

Responsibilities of Management and Those Charged with Governance for the Consolidated Financial Statements

Management is responsible for the preparation and fair presentation of the consolidated financial statements in accordance with IFRSs as adopted for use by the State of Kuwait, and for such internal control as management determines is necessary to enable the preparation of consolidated financial statements that are free from material misstatement, whether due to fraud or error

In preparing the consolidated financial statements, management is responsible for assessing the Group's ability to continue as a going concern, disclosing, as applicable, matters related to going concern and using the going concern basis of accounting, unless management either intends to liquidate the Group or to cease operations, or has no realistic alternative but to do so.

Those charged with governance are responsible for overseeing the Group's financial reporting process.

Auditors' Responsibilities for the Audit of the Consolidated Financial Statements

Our objectives are to obtain reasonable assurance about whether the consolidated financial statements as a whole are free from material misstatement, whether due to fraud or error, and to issue an auditors' report that includes our opinion. Reasonable assurance is a high level of assurance, but is not a guarantee that an audit conducted in accordance with ISAs will always detect a material misstatement when it exists. Misstatements can arise from fraud or error and are considered material if, individually or in the aggregate, they could reasonably be expected to influence the economic decisions of users taken on the basis of these consolidated financial statements.

As part of an audit in accordance with ISAs, we exercise professional judgment and maintain professional skepticism throughout the audit. We also:

- Identify and assess the risks of material misstatement of the consolidated financial statements, whether due to fraud or error, design and perform audit procedures responsive to those risks, and obtain audit evidence that is sufficient and appropriate to provide a basis for our opinion. The risk of not detecting a material misstatement resulting from fraud is higher than for one resulting from error, as fraud may involve collusion, forgery, intentional omissions, misrepresentations, or the override of internal control.
- Obtain an understanding of internal control relevant to the audit in order to design audit procedures that are appropriate in the circumstances, but not for the purpose of expressing an opinion on the effectiveness of the Group's internal control.
- Evaluate the appropriateness of accounting policies used and the reasonableness of accounting estimates and related disclosures made by management.
- Conclude on the appropriateness of management's use of the going concern basis of accounting and based on the audit evidence obtained, whether a material uncertainty exists related to events or conditions that may cast significant doubt on the Group's ability to continue as a going concern. If we conclude that a material uncertainty exists, we are required to draw attention in our auditors' report to the related disclosures in the consolidated financial statements or, if such disclosures are inadequate, to modify our opinion. Our conclusions are based on the audit evidence obtained up to the date of our auditors' report. However, future events or conditions may cause the Group to cease to continue as a going concern.
- Evaluate the overall presentation, structure and content of the consolidated financial statements, including the disclosures, and whether the consolidated financial statements represent the underlying transactions and events in a manner that achieves fair presentation.
- Obtain sufficient appropriate audit evidence regarding the financial information of the entities or business activities within the Group to express an opinion on the consolidated financial statements. We are responsible for the direction, supervision and performance of the Group audit. We remain solely responsible for our audit opinion.

**Independent auditors' report to the shareholders of
Kuwait Financial Centre - KPSC (continued)**

Auditors' Responsibilities for the Audit of the Consolidated Financial Statements (continued)

- Evaluate the overall presentation, structure and content of the consolidated financial statements, including the disclosures, and whether the consolidated financial statements represent the underlying transactions and events in a manner that achieves fair presentation
- Obtain sufficient appropriate audit evidence regarding the financial information of the entities or business activities within the Group to express an opinion on the consolidated financial statements. We are responsible for the direction, supervision and performance of the Group audit. We remain solely responsible for our audit opinion.

We communicate with those charged with governance regarding, among other matters, the planned scope and timing of the audit and significant audit findings, including any significant deficiencies in internal control that we identify during our audit.

We also provide those charged with governance with a statement that we have complied with relevant ethical requirements regarding independence, and to communicate with them all relationships and other matters that may reasonably be thought to bear on our independence, and where applicable, related safeguards.

From the matters communicated with those charged with governance, we determine those matters that were of most significance in the audit of the consolidated financial statements of the current year and are therefore the key audit matters. We describe these matters in our auditors' report unless law or regulation precludes public disclosure about the matter or when, in extremely rare circumstances, we determine that a matter should not be communicated in our report because the adverse consequences of doing so would reasonably be expected to outweigh the public interest benefits of such communication.


Report on Other Legal and Regulatory Requirements

Furthermore, in our opinion proper books of account have been kept by the Parent Company and the consolidated financial statements, together with the contents of the report of the Parent Company's Board of Directors relating to these consolidated financial statements, are in accordance therewith. We further report that we obtained all the information and explanations that we required for the purpose of our audit and that the consolidated financial statements incorporate all information that is required by the Companies Law No 1 of 2016 and its Executive Regulations, as amended, and by the Parent Company's Memorandum of Incorporation and Articles of Association, as amended, that an inventory was duly carried out and that, to the best of our knowledge and belief, no violations of the Companies Law, the Executive Regulations, or of the Parent Company's Memorandum of Incorporation and Articles of Association, as amended, have occurred during the year ended 31 December 2019 that might have had a material effect on the business or financial position of the Parent Company.

We further report that, during the course of our audit, we have not become aware of any violations of the provisions of Law No. 32 of 1968, as amended, concerning currency, the Central Bank of Kuwait and the organisation of banking business, and its related regulations, or of the provisions of Law No. 7 of 2010, concerning the Capital Markets Authority and its related regulations during the year ended 31 December 2019 that might have had a material effect on the business or on its financial position of the Parent Company.



Anwar Y. Al-Qatami, F.C.C.A.
(Licence No. 50-A)
of Grant Thornton – Al-Qatami, Al-Aiban & Partners



Bader A. Al-Wazzart
(Licence No. 62-A)
of Deloitte & Touche – Al-Wazzan & Co.

Consolidated statement of profit or loss

	Note	Year ended 31 Dec. 2019 KD '000	Year ended 31 Dec. 2018 KD '000
Revenue			
Interest income	8	1,022	679
Dividend income		1,595	1,493
Management fees and commission income	9	8,692	8,930
Gain from financial assets at fair value through profit or loss	10	9,934	3,477
Gain on redemption of investments at fair value through other comprehensive income		-	5
Gain on liquidation of subsidiaries	7.1.4	-	334
Share of results of associate and joint venture	21	(141)	(77)
Gain on sale of investment properties	22	967	-
Net rental income		1,329	517
Foreign currency exchange gain/(loss)		61	(83)
Other income		32	26
		23,491	15,301
Expenses and other charges			
General and administrative expenses	11	(12,001)	(9,222)
Finance costs	12	(2,780)	(1,747)
Reversal of provision for credit losses		-	12
Other expenses		(188)	(158)
Impairment of investment properties (net)	22	(1,065)	(2,335)
		(16,034)	(13,450)
Profit before provisions for contribution to Kuwait Foundation for the Advancement of Sciences (KFAS), National Labour Support Tax (NLST), Zakat and Directors' remuneration		7,457	1,851
Provision for contribution to KFAS		(68)	(22)
Provision for NLST		(194)	(130)
Provision for Zakat		(78)	(52)
Provision for Directors' remuneration	31	(175)	-
Profit for the year		6,942	1,647
Profit/(loss) for the year attributable to:			
Owners of the Parent Company		6,957	2,285
Non-controlling interests		(15)	(638)
Profit for the year		6,942	1,647
Basic and diluted earnings per share attributable to the owners of the Parent Company	13	15 Fils	5 Fils

The notes set out on pages 11 to 61 form an integral part of these consolidated financial statements.


Consolidated statement of profit or loss and other comprehensive income


	Year ended 31 Dec. 2019 KD '000	Year ended 31 Dec. 2018 KD '000
Profit for the year	6,942	1,647
Other comprehensive (loss)/income:		
<i>Items that will be reclassified subsequently to statement of profit or loss:</i>		
<i>Investments at fair value through other comprehensive income:</i>		
- Net change in fair value arising during the year	(9)	11
- Transferred to consolidated statement of profit or loss on redemption	-	(5)
<i>Foreign currency translation:</i>		
- Exchange differences arising on translation of foreign operations	(161)	154
Share of other comprehensive loss of associate and joint venture	(7)	(77)
Total other comprehensive (loss)/income to be reclassified to profit or loss in subsequent periods	(177)	83
<i>Items not to be reclassified to profit or loss in subsequent periods:</i>		
Change in fair value of investments in equity instruments designated at FVOCI	(365)	-
Total other comprehensive (loss)/income	(542)	83
Total comprehensive income for the year	6,400	1,730
Total comprehensive income/(loss) for the year attributable to:		
Owners of the Parent Company	6,599	2,352
Non-controlling interests	(199)	(622)
	6,400	1,730

The notes set out on pages 11 to 61 form an integral part of these consolidated financial statements.

Consolidated statement of financial position

	Note	31 Dec. 2019 KD '000	31 Dec. 2018 KD '000
Assets			
Cash and bank balances	14	4,937	4,691
Time deposits	14	1,332	2,565
Accounts receivable and other assets	15	7,430	3,503
Loans to customers	16	405	304
Financial assets at fair value through profit or loss	17	106,646	92,674
Assets held for sale	18	7,819	-
Investments at fair value through other comprehensive income	19	2,735	427
Investments carried at amortised cost	20	9,099	6,998
Investment in associate and joint venture	21	3,594	3,651
Investment properties	22	55,256	56,830
Right-of-use assets	4.1	600	-
Equipment		1,084	878
Total assets		200,937	172,521
Liabilities and equity			
Liabilities			
Accounts payable and other liabilities	23	15,307	10,904
Bank borrowings	24	41,632	22,565
Bonds issued	25	25,000	25,000
Total liabilities		81,939	58,469
Equity			
Share capital	26	48,080	48,080
Share premium	26	7,902	7,902
Treasury shares	27	(260)	(260)
Statutory reserve	28	16,752	16,005
Voluntary reserve	28	15,107	14,360
Other components of equity	29	197	555
Retained earnings		7,417	4,408
Equity attributable to the owners of the Parent Company		95,195	91,050
Non-controlling interests	7	23,803	23,002
Total equity		118,998	114,052
Total liabilities and equity		200,937	172,521


 Diraar Yusuf Alghanim
 Chairman


 Manaf AbdulAziz Alhajeri
 Chief Executive Officer

The notes set out on pages 11 to 61 form an integral part of these consolidated financial statements.

Consolidated statement of changes in equity

	Equity attributable to the owners of the Parent Company							Non-controlling interests	Total			
	Share capital KD '000	Share premium KD '000	Treasury shares KD'000	Statutory reserve KD '000	Voluntary reserve KD '000	Other components of equity (note 29) KD '000	Retained earnings KD '000			Sub Total KD '000	KD '000	KD '000
Balance at 1 January 2019	48,080	7,902	(260)	16,005	14,360	555	4,408	91,050	23,002	114,052		
Net change in non-controlling interests	-	-	-	-	-	-	-	-	1,484	1,484		
Effect of change in ownership percentage/redemption units of subsidiaries (refer note 7.1.1)	-	-	-	-	-	-	(63)	(63)	229	166		
Payment of cash dividend (refer note 30)	-	-	-	-	-	-	(2,391)	(2,391)	-	(2,391)		
Payment of cash dividend to non-controlling interests' shareholders	-	-	-	-	-	-	-	-	(713)	(713)		
Transactions with owners	-	-	-	-	-	-	(2,454)	(2,454)	1,000	(1,454)		
Profit/(loss) for the year	-	-	-	-	-	-	6,957	6,957	(15)	6,942		
Total other comprehensive loss	-	-	-	-	-	(358)	-	(358)	(184)	(542)		
Total comprehensive (loss)/income for the year	-	-	-	-	-	(358)	6,957	6,599	(199)	6,400		
Transfer to reserves	-	-	-	747	747	-	(1,494)	-	-	-		
Balance at 31 December 2019	48,080	7,902	(260)	16,752	15,107	197	7,417	95,195	23,803	118,998		

The notes set out on pages 11 to 61 form an integral part of these consolidated financial statements.

Consolidated statement of changes in equity (continued)

	Equity attributable to the owners of the Parent Company							Non-controlling interests	Total	
	Share capital KD '000	Share premium KD '000	Treasury shares KD'000	Statutory reserve KD '000	Voluntary reserve KD '000	Other components of equity (note 29) KD '000	Retained earnings KD '000			Sub Total KD '000
Balance at 1 January 2018	48,080	7,902	-	15,756	14,111	2,890	3,679	92,418	20,864	113,282
Adjustments arising on adoption of IFRS 9 on 1 January 2018	-	-	-	-	-	(2,402)	2,402	-	-	-
Balance at 1 January 2018 (Restated)	48,080	7,902	-	15,756	14,111	488	6,081	92,418	20,864	113,282
Purchase of treasury shares	-	-	(260)	-	-	-	-	(260)	-	(260)
Net change in non-controlling interests	-	-	-	-	-	-	-	-	2,666	2,666
Effect of change in ownership percentage of subsidiaries (refer note 7.1.1)	-	-	-	-	-	-	(94)	(94)	94	-
Payment of cash dividend (refer note 30)	-	-	-	-	-	-	(3,366)	(3,366)	-	(3,366)
Transactions with owners	-	-	(260)	-	-	-	(3,460)	(3,720)	2,760	(960)
Profit/(loss) for the year	-	-	-	-	-	-	2,285	2,285	(638)	1,647
Total other comprehensive income	-	-	-	-	-	67	-	67	16	83
Total comprehensive income/(loss) for the year	-	-	-	-	-	67	2,285	2,352	(622)	1,730
Transfer to reserves	-	-	-	249	249	-	(498)	-	-	-
Balance at 31 December 2018	48,080	7,902	(260)	16,005	14,360	555	4,408	91,050	23,002	114,052

The notes set out on pages 11 to 61 form an integral part of these consolidated financial statements.

Consolidated statement of cash flows

	Note	Year ended 31 Dec. 2019 KD '000	Year ended 31 Dec. 2018 KD '000
OPERATING ACTIVITIES			
Profit for the year		6,942	1,647
Adjustments for:			
Interest income		(1,022)	(679)
Depreciation and amortisation		1,319	490
Gain on redemption of debt instruments at fair value through OCI		-	(5)
Gain on liquidation of subsidiaries		-	(334)
Share of results of associate and joint venture		141	77
Gain on sale of investment properties		(967)	-
Impairment of investment properties (Net)		1,065	2,335
Reversal of provision for credit losses		-	(12)
Finance costs		2,780	1,747
		10,258	5,266
Changes in operating assets and liabilities:			
Financial assets at fair value through profit or loss		(13,972)	1,588
Accounts receivable and other assets		(3,519)	3,627
Loans to customers		(101)	(20)
Accounts payable and other liabilities		3,607	604
Net cash (used in)/from operating activities		(3,727)	11,065
INVESTING ACTIVITIES			
Change in time deposits maturing after three months		4	805
Purchase of equipment		(578)	(540)
Proceeds from investments carried at amortised cost		2,080	-
Purchase of investments carried at amortised cost		(4,181)	(2,025)
Proceeds from redemption of investments at fair value through OCI		15	23
Purchase of investments at fair value through OCI		(2,697)	-
Additions to investment properties		(9,152)	(12,128)
Proceeds from sale of investment properties		2,443	-
Increase in investment in joint venture		(91)	(574)
Interest income received		615	666
Net cash used in investing activities		(11,542)	(13,773)
FINANCING ACTIVITIES			
Dividend paid		(2,363)	(3,371)
Proceeds from bank borrowings		25,173	16,992
Repayment of bank borrowings		(6,106)	(11,943)
Purchase of treasury shares		-	(260)
Payment of lease liability		(293)	-
Net change in non-controlling interests		1,000	2,666
Finance costs paid		(3,007)	(2,247)
Net cash from financing activities		14,404	1,837
Decrease in cash and cash equivalents		(865)	(871)
Foreign currency adjustments		(118)	(120)
Cash and cash equivalents at the beginning of the year	14	7,235	8,226
Cash and cash equivalents at the end of the year	14	6,252	7,235

The notes set out on pages 11 to 61 form an integral part of these consolidated financial statements.

Notes to the consolidated financial statements

1 Incorporation and activities

Kuwait Financial Centre – KPSC (“the Parent Company”) was incorporated in 1974 in accordance with the Commercial Companies Law in the State of Kuwait. The Parent Company along with its subsidiaries are jointly referred to as “the Group”. The Parent Company is listed on the Boursa Kuwait and is governed under the directives of the Central Bank of Kuwait and Capital Markets Authority of Kuwait.

The principal activities of the Parent Company are as follows:

- Funding import and export operations, whether by direct credit or accepting drafts drawn on the company for short terms, as well as brokerage in securing the banking facilities for clients in Kuwait and abroad.
- Undertake the job of broker between borrowers and lenders, undertake approved agency works for the payment processes arising from issuing medium and long term securities, in addition to keeping securities on behalf of the clients.
- Dealing and trading in the foreign currencies and the precious metal markets inside and outside Kuwait.
- Undertake all the services which assist to extend and support the money and capital market capacity in Kuwait and fulfil its needs within the limits of the law and the procedures or instructions issued by the Central Bank of Kuwait. The company may have an interest or participate in any manner with the bodies practicing business similar to its business or which may assist it to achieve its objectives inside or outside Kuwait and it may acquire such bodies or append them to itself.
- Offering personal, commercial and consumer loans, undertake finance operations on the basis of margin related to investment operations in the local and international markets, trading currencies, as well as the finance operations related to pledging investment portfolios and securities, and undertaking finance and brokerage in international and local commercial operations.
- Investment in the various economic sectors such as the industrial, real estate, agricultural, services and other sectors, whether directly or by contribution through existing companies or incorporating these companies related to the said activity or acquire projects which fulfil such objective.
- Undertake the functions of investment trustees and investment portfolio management for the account of third parties with the required loaning and borrowing operations.
- Unregistered securities broker in the stock exchange.
- Investment portfolio manager.
- Collective investment scheme manager.
- Investment advisor.
- Placement agent.
- Custodian.

The address of the Parent Company’s registered office is PO Box 23444, Safat 13095, State of Kuwait.

The Parent Company’s Board of Directors approved these consolidated financial statements for issue on 16 February 2020 and are subject to the approval of the General Assembly of the shareholders of the Parent Company.

Notes to the consolidated financial statements (continued)

2 Basis of preparation

The consolidated financial statements of the Group have been prepared under historical cost convention except for financial assets at fair value through profit or loss, financial assets at fair value through other comprehensive income and derivative financial instruments that have been measured at fair value.

The consolidated financial statements are presented in Kuwaiti Dinars (“KD”) which is the functional and presentation currency of the Parent Company and all values are rounded to the nearest thousand (KD ‘000), except when otherwise indicated

The Group attributes total comprehensive income or loss of subsidiaries between the owners of the parent and the non-controlling interests based on their respective ownership interests.

3 Statement of compliance

The consolidated financial statements have been prepared in accordance with the regulations for financial services institutions as issued by the Central Bank of Kuwait (“CBK”) in the State of Kuwait. These regulations require expected credit loss (“ECL”) to be measured at the higher of the ECL on credit facilities computed under IFRS 9 according to the CBK guidelines or the provisions as required by CBK instruction; the consequent impact on related disclosures; and the adoption of all other requirements of International Financial Reporting Standards (“IFRSs”) as issued by the International Accounting Standards Board (“IASB”) (collectively referred to as IFRS, as adopted for use by the State of Kuwait).

4 Changes in accounting policies

4.1 New and amended standards adopted by the Group

A number of new and revised standards are effective for annual periods beginning on or after 1 January 2019 which have been adopted by the Group. Information on these new standards which are relevant to the Group, is presented below:

<i>Standard or Interpretation</i>	<i>Effective for annual periods beginning</i>
IFRS 16 Leases	1 January 2019
IAS 28 - Amendments	1 January 2019
Annual Improvements to IFRSs 2015-2017 Cycle	1 January 2019

IFRS 16 Leases

The Group has adopted IFRS 16 Leases effective from 1 January 2019. IFRS 16 replaces IAS 17, IFRIC 4, SIC-15 and SIC-27. IFRS 16 sets out the principles for the recognition, measurement, presentation and disclosure of leases. The Group, as a lessee, has adopted the following accounting policy in respect of its leases:

At inception of a contract, the Group assesses whether the contract is a lease. A contract is a lease if the contract conveys the right to control the use of an identified asset for a period of time in exchange for a consideration. If the contract is identified as a lease, the Group recognises a right-of-use asset and a lease liability at the lease commencement date. The right-of-use asset is initially measured at cost, which comprises the initial amount of the lease liability adjusted for any lease payments made at or before the commencement date, plus any initial direct cost incurred. The right-of-use asset is subsequently depreciated using the straight-line method over the lease term. In addition, the right-of-use asset is periodically reduced by an impairment loss, if any. The lease liability is initially measured at the present value of the lease payments that are not paid at the commencement date, discounted using the Group’s incremental borrowing rate. The lease liability is subsequently measured at amortised cost using the effective interest method.

Notes to the consolidated financial statements (continued)

4 Changes in accounting policies (continued)

4.1 New and amended standards adopted by the Group (continued)

IFRS 16 Leases (continued)

The Group has applied IFRS 16 using the modified retrospective approach and therefore the comparative information has not been restated. Lease liabilities and right-of-use assets were both recorded at the present value of future lease payments, thus no impact was recorded on the opening retained earnings.

The Group presents right-of-use assets separately and lease liabilities in “accounts payable and other liabilities” in the consolidated statement of financial position. The carrying value of right-of-use assets and lease liabilities as at 31 December 2019 amounted to KD600 thousand and KD624 thousand respectively.

Depreciation charge for right-of-use assets and amortised cost on lease liabilities for the current year amounted to KD272 thousand and KD43 thousand and are included in “general and administrative expenses” and “finance costs” respectively in the interim condensed consolidated statement of profit or loss.

IAS 28 – Amendments

The amendments to IAS 28 clarify that an entity applies IFRS 9 *Financial Instruments*, including its impairment requirements, to long-term interests in an associate or joint venture that form part of the net investment in the associate or joint venture but to which the equity method is not applied. These include long-term interests that, in substance, form part of the Group’s net investment in an associate or joint venture.

The adoption of this amendment did not result in any significant impact on the Group’s consolidated financial statements.

Annual Improvements to IFRSs 2015-2017 Cycle

Amendments to IFRS 3 and IFRS 11 - Clarify that when an entity obtains control of a business that is a joint operation it remeasures previously held interests in that business. The amendments to IFRS 11 clarify that when an entity obtains joint control of a business that is a joint operation, the entity does not remeasure previously held interests in that business.

IAS 12 - The amendments clarify that the requirements in the former paragraph 52B (to recognise the income tax consequences of dividends where the transactions or events that generated distributable profits are recognised) apply to all income tax consequences of dividends by moving the paragraph away from paragraph 52A that only deals with situations where there are different tax rates for distributed and undistributed profits.

IAS 23 - The amendments clarify that if any specific borrowing remains outstanding after the related asset is ready for its intended use or sale, that borrowing becomes part of the funds that an entity borrows *generally* when calculating the capitalisation rate on general borrowings

The adoption of these amendments did not result in any significant impact on the Group’s consolidated financial statements.

Several other amendments and interpretations apply for the first time in 2019, but are not relevant and/or do not have a material impact on the consolidated financial statements of the Group.

Notes to the consolidated financial statements (continued)

4 Changes in accounting policies (continued)

4.2 IASB Standards issued but not yet effective

At the date of authorisation of this consolidated financial statements, certain new standards, amendments and interpretations to existing standards have been published by the IASB but are not yet effective, and have not been adopted early by the Group.

Management anticipates that all of the relevant pronouncements will be adopted in the Group's accounting policies for the first period beginning after the effective date of the pronouncements. Information on new standards, amendments and interpretations that are expected to be relevant to the Group's consolidated financial statements is provided below. Certain other new standards and interpretations have been issued but are not expected to be relevant and/or have a material impact on the Group's consolidated financial statements.

<i>Standard or Interpretation</i>	<i>Effective for annual periods beginning</i>
IFRS 10 and IAS 28 Sale or Contribution of Assets between an Investor and its Associate or Joint Venture - Amendments	No stated date
IFRS 3 - Amendments	1 January 2020
IAS 1 and IAS 8 - Amendments	1 January 2020

IFRS 10 and IAS 28 Sale or Contribution of Assets between and an Investor and its Associate or Joint Venture - Amendments

The Amendments to IFRS 10 Consolidated Financial Statements and IAS 28 Investments in Associates and Joint Ventures (2011) clarify the treatment of the sale or contribution of assets from an investor to its associate or joint venture, as follows:

- require full recognition in the investor's financial statements of gains and losses arising on the sale or contribution of assets that constitute a business (as defined in IFRS 3 Business Combinations)
- require the partial recognition of gains and losses where the assets do not constitute a business, i.e. a gain or loss is recognised only to the extent of the unrelated investors' interests in that associate or joint venture.

These requirements apply regardless of the legal form of the transaction, e.g. whether the sale or contribution of assets occurs by an investor transferring shares in a subsidiary that holds the assets (resulting in loss of control of the subsidiary), or by the direct sale of the assets themselves.

IASB has postponed the effective date indefinitely until other projects are completed. However, early implementation is allowed. Management anticipates that the application of these amendments may have an impact on the Group's consolidated financial statements in future should such transactions arise.

IFRS 3 – Amendments

The Amendments to IFRS 3 Business Combinations are changes to Appendix A Defined terms, the application guidance, and the illustrative examples of IFRS 3 only with respect to Definition of Business. The amendments:

- clarify that to be considered a business, an acquired set of activities and assets must include, at a minimum, an input and a substantive process that together significantly contribute to the ability to create outputs;
- narrow the definitions of a business and of outputs by focusing on goods and services provided to customers and by removing the reference to an ability to reduce costs;
- add guidance and illustrative examples to help entities assess whether a substantive process has been acquired;

Notes to the consolidated financial statements (continued)

4 Changes in accounting policies (continued)

4.2 IASB Standards issued but not yet effective (continued)

IFRS 3 – Amendments (continued)

- remove the assessment of whether market participants are capable of replacing any missing inputs or processes and continuing to produce outputs; and
- add an optional concentration test that permits a simplified assessment of whether an acquired set of activities and assets is not a business

Management does not anticipate that the application of the amendments in the future will have a significant impact on the Group's consolidated financial statements.

IAS 1 and IAS 8 – Amendments

The amendments to IAS 1 and IAS 8 clarify the definition of 'material' and align the definition used in the Conceptual Framework and the standards. The threshold for materiality influencing users has been changed from 'could influence' to 'could reasonably be expected to influence'.

Management does not anticipate that the application of the amendments in the future will have a significant impact on the Group's consolidated financial statements.

5 Summary of significant accounting policies

The significant accounting policies adopted in the preparation of the consolidated financial statements are set out below.

5.1 Basis of consolidation

The Group financial statements consolidate those of the Parent Company and all of its subsidiaries. Subsidiaries are all entities (including structured entities) over which the Group has control. The Group controls an entity when the Group is exposed to, or has rights to, variable returns from its involvement with the entity and has the ability to affect those returns through its power over the entity. Subsidiaries are fully consolidated from the date on which control is transferred to the Group and they are deconsolidated from the date that control ceases. The financial statements of the subsidiaries are prepared for reporting dates which are typically not more than three months from that of the Parent Company, using consistent accounting policies. Adjustments are made for the effect of any significant transactions or events that occur between that date and the reporting date of the Parent Company's financial statements. The details of the significant subsidiaries are set out in Note 7 to the consolidated financial statements.

All transactions and balances between Group companies are eliminated on consolidation, including unrealised gains and losses on transactions between Group companies. Where unrealised losses on intra-group asset sales are reversed on consolidation, the underlying asset is also tested for impairment from a group perspective. Amounts reported in the financial statements of subsidiaries have been adjusted where necessary to ensure consistency with the accounting policies adopted by the Group.

Consolidation of a subsidiary begins when the Group obtains control over the subsidiary and ceases when the Group loses control of the subsidiary. Profit or loss and other comprehensive income of subsidiaries acquired or disposed of during the year are recognised from the date the Group gains control, or until the date the Group ceases to control the subsidiary, as applicable.

Notes to the consolidated financial statements (continued)

5 Summary of significant accounting policies (continued)

5.1 Basis of consolidation (continued)

Non-controlling interests, presented as part of equity, represent the portion of a subsidiary's profit or loss and net assets that is not held by the Group. The Group attributes total comprehensive income or loss of subsidiaries between the owners of the parent and the non-controlling interests based on their respective ownership interests. Losses within a subsidiary are attributed to the non-controlling interests even if that results in a deficit balance.

A change in the ownership interest of a subsidiary, without a loss of control, is accounted for as an equity transaction. If the Group loses control over a subsidiary, it:

- derecognizes the assets (including goodwill) and liabilities of the subsidiary
- derecognizes the carrying amount of any non-controlling interests
- derecognizes the cumulative translation differences, recorded in equity
- recognizes the fair value of the consideration received
- recognizes the fair value of any investment retained
- recognizes any surplus or deficit in profit or loss
- reclassifies the parent's share of components previously recognized in other comprehensive income to profit or loss or retained earnings, as appropriate, as would be required if the Group has directly disposed of the related assets or liabilities.

5.2 Business combinations

The Group applies the acquisition method in accounting for business combinations. The consideration transferred by the Group to obtain control of a subsidiary is calculated as the sum of the acquisition-date fair values of assets transferred, liabilities incurred and the equity interests issued by the Group, which includes the fair value of any asset or liability arising from a contingent consideration arrangement. Acquisition costs are expensed as incurred. For each business combination, the acquirer measures the non-controlling interests in the acquiree either at fair value or at the proportionate share of the acquiree's identifiable net assets.

If the business combination is achieved in stages, the acquisition date fair value of the acquirer's previously held equity interest in the acquiree is remeasured to fair value at the acquisition date through the consolidated statement of profit or loss.

The Group recognises identifiable assets acquired and liabilities assumed in a business combination regardless of whether they have been previously recognised in the acquiree's financial statements prior to the acquisition. Assets acquired and liabilities assumed are generally measured at their acquisition-date fair values.

When the Group acquires a business, it assesses the financial assets and liabilities assumed for appropriate classification and designation in accordance with the contractual terms, economic circumstances and pertinent conditions as at the acquisition date. This includes the separation of embedded derivatives in host contracts by the acquiree.

Notes to the consolidated financial statements (continued)

5 Summary of significant accounting policies (continued)

5.2 Business combinations (continued)

Goodwill is stated after separate recognition of identifiable intangible assets. It is calculated as the excess of the sum of a) fair value of consideration transferred, b) the recognised amount of any non-controlling interests in the acquiree and c) acquisition-date fair value of any existing equity interest in the acquiree, over the acquisition-date fair values of identifiable net assets. If the fair values of identifiable net assets exceed the sum calculated above, the excess amount (i.e. gain on a bargain purchase) is recognised in the consolidated statement of profit or loss immediately.

5.3 Revenue recognition

Revenue arises from rendering of services, investing activities and real estate activities.

Revenue is measured based on the consideration to which the Group expects to be entitled in a contract with a customer and excludes amounts collected on behalf of third parties. The Group recognises revenue when it transfers control of a product or service to a customer. The Group follows a 5-step process:

- 1 Identifying the contract with a customer
- 2 Identifying the performance obligations
- 3 Determining the transaction price
- 4 Allocating the transaction price to the performance obligations
- 5 Recognising revenue when/as performance obligation(s) are satisfied.

The Group recognises revenue from the following major sources:

5.3.1 Rendering of services

The Group earns fees and commission income from diverse range of asset management, investment banking, custody and brokerage services provided to its customers. Fee income can be divided into the following two categories:

Fee income earned from services that are provided over a certain period of time

Fees earned for the provision of services over a period of time are accrued over that period. These fees include commission income and asset management, custody and other management fees.

Fee income from providing transaction services

Fees arising for rendering specific advisory services, brokerage services, equity and debt placement transactions for a third party or arising from negotiating or participating in the negotiation of a transaction for a third party are recognised on completion of the underlying transaction.

5.3.2 Interest income

Interest income is reported on an accrual basis using the effective interest method.

5.3.3 Dividend income

Dividend income, other than those from investment in associates, are recognised at the time the right to receive payment is established.

5.3.4 Rental income

Rental income arising from investment properties is accounted for on a straight line basis over the lease term.

Notes to the consolidated financial statements (continued)

5 Summary of significant accounting policies (continued)

5.3 Revenue recognition (continued)

5.3.5 Revenue from sale of investment properties

Revenue from sale of investment properties is recognised on completion of sale contract.

5.4 Operating expenses

Operating expenses are recognised in consolidated statement of profit or loss upon utilisation of the service or at the date of their origin.

5.5 Borrowing costs

Borrowing costs directly attributable to the acquisition or construction of a qualifying asset are capitalised during the period of time that is necessary to complete and prepare the asset for its intended use or sale. Other borrowing costs are expensed in the period in which they are incurred and reported in finance costs.

5.6 Taxation

5.6.1 Kuwait Foundation for the Advancement of Sciences (KFAS)

The contribution to KFAS is calculated at 1% of taxable profit of the Group attributable to the shareholders of the Parent Company in accordance with the modified calculation based on the Foundation's Board of Directors' resolution, which states that income from Kuwaiti shareholding associates and subsidiaries and transfer to statutory reserve should be excluded from profit for the year when determining the contribution.

5.6.2 National Labour Support Tax (NLST)

NLST is calculated in accordance with Law No. 19 of 2000 and the Minister of Finance Resolutions No. 24 of 2006 at 2.5% of taxable profit of the Group attributable to the shareholders of the Parent Company after deducting directors' fees for the year. As per law, income from listed associates and cash dividends from listed companies which are subjected to NLST have to be deducted from the profit for the year.

5.6.3 Zakat

Contribution to Zakat is calculated at 1% of the profit of the Group attributable to the shareholders of the Parent Company in accordance with the Ministry of Finance Resolution No. 58/2007 effective from 10 December 2007.

Under the NLST and Zakat regulations, no carry forward of losses to the future years or any carry back to prior years is permitted.

5.6.4 Taxation on overseas subsidiaries

Taxation on overseas subsidiaries is calculated on the basis of the tax rates applicable and prescribed according to the prevailing laws, regulations and instructions of the countries where these subsidiaries operate.

5.7 Investment in associate

Associate is an entity over which the Group is able to exert significant influence but which is neither subsidiary nor joint venture. Investment in associate is initially recognised at cost and subsequently accounted for using the equity method. Any goodwill or fair value adjustment attributable to the Group's share in the associate is not recognised separately and is included in the amount recognised as investment in associate.

Notes to the consolidated financial statements (continued)

5 Summary of significant accounting policies (continued)

5.7 Investment in associate (continued)

Under the equity method, the carrying amount of the investment in associate is increased or decreased to recognise the Group's share of the profit or loss and other comprehensive income of the associate, adjusted where necessary to ensure consistency with the accounting policies of the Group.

Unrealised gains and losses on transactions between the Group and its' associate are eliminated to the extent of the Group's interest in the entity. Where unrealised losses are eliminated, the underlying asset is also tested for impairment.

The share of results of an associate is shown on the face of the consolidated statements of profit or loss. This is the profit attributable to equity holders of the associate and therefore is profit after tax and non-controlling interests in the subsidiaries of the associate.

The difference in reporting dates of the associate and the Group is not more than three months. Adjustments are made for the effects of significant transactions or events that occur between that date and the date of the Group's consolidated financial statements. The associate's accounting policies conform to those used by the Group for like transactions and events in similar circumstances.

After application of the equity method, the Group determines whether it is necessary to recognise an additional impairment loss on the Group's investment in its associate. The Group determines at each reporting date whether there is any objective evidence that the investment in the associate is impaired. If this is the case the Group calculates the amount of impairment as the difference between the recoverable amount of the associate and its carrying value and recognises the amount under a separate heading in the consolidated statement of profit or loss.

Upon loss of significant influence over the associate, the Group measures and recognises any retaining investment at its fair value. Any differences between the carrying amount of the associate upon loss of significant influence and the fair value of the remaining investment and proceeds from disposal are recognised in the consolidated statement of profit or loss.

5.8 Investment in joint venture

A joint arrangement is a contractual arrangement that gives two or more parties joint control. Joint control is a contractually agreed sharing of control of an arrangement, which exists only when decision about the relevant activities required unanimous consent of parties sharing control. A joint venture is a joint arrangement which by the parties that have the joint control of the arrangement have rights to the net assets of the arrangement. The Group recognises its interests in joint ventures as an investment and accounts for it using the equity method.

5.9 Investment properties

Investment properties are properties held to earn rentals and/or for capital appreciation. Properties under development also include properties that are being constructed or developed for future use as investment properties and are not depreciated.

Investment properties are initially measured at cost, including transaction costs and where applicable borrowing costs. Subsequent to initial recognition, investment properties are accounted for using the cost model whereby these investment properties are stated at cost less accumulated depreciation and impairment losses, if any. The Group depreciates its investment properties except lands and projects under development on the straight-line method over their expected useful lives of 37 - 50 years.

Notes to the consolidated financial statements (continued)

5 Summary of significant accounting policies (continued)

5.9 Investment properties (continued)

Investment properties are de-recognised when either they have been disposed of or when the investment properties are permanently withdrawn from use and no future economic benefit is expected from its disposal. Any gains or losses on the retirement or disposal of an investment property are recognised in the consolidated statement of profit or loss in the year of retirement or disposal.

Transfers are made to or from investment property only when there is a change in use. For a transfer from investment property to owner-occupied property, the deemed cost for subsequent accounting is the fair value at the date of change in use. If owner-occupied property becomes an investment property, the Group accounts for such property in accordance with the policy stated under property, plant and equipment up to the date of change in use.

5.10 Equipment

Vehicles and other equipment are initially recognised at acquisition cost including any costs directly attributable to bringing the assets to the location and condition necessary for it to be capable of operating in the manner intended by the Group's management.

Vehicles and other equipment are subsequently measured using the cost model, cost less subsequent depreciation and impairment losses. Depreciation is recognised on a straight-line basis to write down the cost less estimated residual value of vehicles and other equipment.

The useful life and depreciation method are reviewed periodically to ensure that the method and period of depreciation are consistent with the expected pattern of economic benefits arising from items of equipment.

The following useful lives are applied:

- Office equipment and software: 3 to 5 years
- Vehicles: 3 to 4 years
- Furniture and fixtures: 7 to 10 years
- Decorations: 7 years

Material residual value estimates and estimates of useful life are updated as required, but at least annually.

When assets are sold or retired, their cost and accumulated depreciation are eliminated from the accounts and any gain or loss resulting from their disposal is recognised in the consolidated statement of profit or loss.

5.11 Financial instruments

Financial assets and financial liabilities are recognised in the Group's consolidated financial position when the Group becomes a party to the contractual provisions of the financial instrument.

Financial assets and financial liabilities are measured initially at fair value. On initial recognition, transaction costs that are directly attributable to the acquisition or issue of financial assets and financial liabilities (other than financial assets and financial liabilities at fair value through profit or loss) are added to or deducted from the fair value of the financial assets or financial liabilities, as appropriate. Transaction costs that are directly attributable to the acquisition or issue of financial assets and financial liabilities at fair value through profit or loss are recognised immediately in profit or loss.

Notes to the consolidated financial statements (continued)

5 Summary of significant accounting policies (continued)

5.11 Financial instruments (continued)

5.11.1 Classification and Measurement of Financial assets

To determine their classification and measurement category, IFRS 9 requires all financial assets, except equity instruments and derivatives, to be assessed based on a combination of the entity's business model for managing the assets and the instruments' contractual cash flow characteristics.

Business model assessment

The Group determines its business model at the level that best reflects how it manages groups of financial assets to achieve its business objective and in order to generate contractual cash flows. The Group's business model is not assessed on an instrument-by-instrument basis, but at a higher level of aggregated portfolios and is based on a number of observable factors such as:

- The stated policies and objectives for the financial assets and the operation of those policies in practice;
- The risks that affect the performance of the business model (and the financial assets held within that business model) and, in particular, the way those risks are managed;
- The frequency, volume and timing of sales in prior periods, the reasons for such sales and its expectations about future sales activity.

The business model assessment is based on reasonably expected scenarios without taking 'worst case' or 'stress case' scenarios into account. If cash flows after initial recognition are realised in a way that is different from the Group's original expectations, the Group does not change the classification of the remaining financial assets held in that business model, but incorporates such information when assessing newly originated or newly purchased financial assets going forward.

Assessment of whether contractual cash flows are solely payments of principal and interest (SPPI test)

The Group assesses the contractual terms of financial assets to identify whether they meet the SPPI test. 'Principal' for the purpose of this test is defined as the fair value of the financial asset at initial recognition and may change over the life of the financial asset. Interest is defined as consideration for time value of money and for the credit risk associated with the principal and for other basic lending risks and costs as well as a profit margin. In assessing whether the contractual cash flows are solely payments of principal and interest, the Group considers whether the financial asset contains a contractual term that could change the timing or amount of contractual cash flows such that it would not meet this condition.

The Group classifies its financial assets upon initial recognition into the following categories:

- Financial assets carried at amortised cost
- Financial assets carried at fair value through profit or loss (FVTPL)
- Financial assets carried at fair value through other comprehensive income (FVOCI)

Financial assets carried at Amortised cost:

A financial asset is carried at amortised cost if it meets both of the following conditions:

- it is held within a business model whose objective is to hold assets to collect contractual cash flows; and
- its contractual terms give rise, on specified dates, to cash flows that are solely payments of principal and interest on the principal amount outstanding.

Notes to the consolidated financial statements (continued)

5 Summary of significant accounting policies (continued)

5.11 Financial instruments (continued)

5.11.1 Classification and Measurement of Financial assets (continued)

Financial assets carried at amortised cost are subsequently measured at amortised cost using the effective interest method. Interest income, foreign exchange gains and losses and impairment are recognised in the consolidated statement of profit or loss. Any gain or loss on derecognition is recognised in the consolidated statement of profit or loss.

The Group's financial assets at amortised cost comprise of the followings:

- *Loans and advances*

Loans and advances are financial assets originated by the Group by providing money directly to the borrower that have fixed or determinable payments and are not quoted in an active market.

- *Accounts receivable and other assets*

Receivables are stated at original invoice amount less allowance for any impairment.

- *Debt instruments*

Debt instruments classified at amortized cost represents investment in sukuk and loans given.

- *Cash and cash equivalents*

Cash and cash equivalents comprise cash and bank balances, together with time deposits that are readily convertible into known amounts of cash and which are subject to an insignificant risk of changes in value.

Financial asset carried at FVTPL:

Financial assets in this category are those assets which have been either designated by management upon initial recognition or are mandatorily required to be measured at fair value under IFRS 9. Management designates an instrument at FVTPL that otherwise meet the requirements to be measured at amortised cost or at FVOCI only if it eliminates, or significantly reduces, an accounting mismatch that would otherwise arise. Financial assets with contractual cash flows not representing solely payment of principal and interest are mandatorily required to be measured at FVTPL.

Financial assets at FVTPL are subsequently measured at fair value. Changes in fair value are recognised in the consolidated statement of profit or loss. Interest income is recognised using the effective interest method. Dividend income from equity investments measured at FVTPL is recognised in the consolidated statement of profit or loss when the rights to receive cash flows has been established.

Equity instruments at FVOCI:

Upon initial recognition, the Group may elect to classify irrevocably some of its equity investments as equity instruments at FVOCI when they meet the definition of Equity under IAS 32 Financial Instruments: Presentation and are not held for trading. Such classification is determined on an instrument-by-instrument basis.

Gains and losses on subsequent measurement of these equity instruments are never recycled to consolidated statement of profit or loss. Dividends are recognised in consolidated statement of profit or loss when the rights to receive cash flows has been established, except when the Group benefits from such proceeds as a recovery of part of the cost of the instrument, in which case, such gains are recorded in other comprehensive income. Equity instruments at FVOCI are not subject to an impairment assessment. Upon derecognition cumulative change in fair value are reclassified from fair value reserve to retained earnings in the consolidated statement of changes in equity.

Notes to the consolidated financial statements (continued)

5 Summary of significant accounting policies (continued)

5.11 Financial instruments (continued)

5.11.1 Classification and Measurement of Financial assets (continued)

Debt instruments at FVOCI:

The Group measure debt instruments at FVOCI when both of the following conditions are met:

- The instrument is held within a business model, the objective of which is achieved by both collecting contractual cash flows and selling financial assets
- The contractual terms of the financial asset meet the SPPI test

Debt instruments at FVOCI are subsequently measured at fair value and gains and losses arising due to changes in fair value are recognised in other comprehensive income. Interest income and foreign exchange gains or losses are recognised in the consolidated statement of profit or loss. On derecognition, cumulative gains or losses previously recognised in other comprehensive income is reclassified from equity to the consolidated statement of profit or loss. The management of the Group classifies certain unquoted debt instruments under debt instruments at FVOCI.

Foreign exchange gains and losses on financial assets:

The carrying amount of financial assets that are denominated in a foreign currency is determined in that foreign currency and translated at the spot rate at the end of each reporting period. Specifically;

- for financial assets measured at amortised cost that are not part of a designated hedging relationship, exchange differences are recognised in profit or loss;
- for debt instruments measured at FVOCI that are not part of a designated hedging relationship, exchange differences on the amortised cost of the debt instrument are recognised in profit or loss. Other exchange differences are recognised in other comprehensive income in the fair value reserve;
- for financial assets measured at FVTPL that are not part of a designated hedging relationship, exchange differences are recognised in profit or loss; and
- for equity instruments measured at FVOCI, exchange differences are recognised in other comprehensive income in the fair value reserve.

Impairment of Financial Assets:

The Group computes Expected Credit Losses (ECL) on the following financial instruments that are not measured at fair value through profit or loss:

- Loans to customers
- Bank balances and time deposits
- Accounts receivables and other financial assets

Equity investments are not subject to Expected Credit Losses.

Impairment of loans to customers:

Loans to customers granted by the Group consists of loans given to staff. Impairment on loans to customers shall be recognised in the consolidated statement of financial position at an amount equal to the higher of ECL under IFRS 9 according to the CBK guidelines, and the provisions required by the CBK instructions.

Notes to the consolidated financial statements (continued)

5 Summary of significant accounting policies (continued)

5.11 Financial instruments (continued)

5.11.1 Classification and Measurement of Financial assets (continued)

Impairment of Financial Assets: (continued)

Impairment of financial assets other than loans to customers:

The Group recognises ECL on investment in debt instruments measured at amortised cost or FVOCI and on balances and deposits with banks and accounts receivables.

Expected Credit Losses

The Group applies three-stage approach to measuring expected credit losses (ECL) as follows:

Stage 1: 12 months ECL

The Group measures loss allowances at an amount equal to 12-month ECL on financial assets where there has not been significant increase in credit risk since their initial recognition or on exposures that are determined to have a low credit risk at the reporting date. The Group considers a financial asset to have low credit risk when its credit risk rating is equivalent to the globally understood definition of 'investment grade'.

Stage 2: Lifetime ECL – not credit impaired

The Group measures loss allowances at an amount equal to lifetime ECL on financial assets where there has been a significant increase in credit risk since initial recognition but are not credit impaired.

Stage 3: Lifetime ECL – credit impaired

The Group measures loss allowances at an amount equal to lifetime ECL on financial assets that are determined to be credit impaired based on objective evidence of impairment.

Life time ECL is ECL that result from all possible default events over the expected life of a financial instrument. The 12-month ECL is the portion of life time expected credit loss that result from default events that are possible within the 12 months after the reporting date. Both life time ECLs and 12 month ECLs are calculated on either an individual basis or a collective basis depending on the nature of the underlying portfolio of financial instruments.

Determining the stage of impairment

At each reporting date, the Group assesses whether a financial asset or group of financial assets is credit impaired. The Group considers a financial asset to be credit impaired when one or more events that have a detrimental impact on the estimated future cash flows of the financial asset have occurred or when contractual payments are 90 days past due.

At each reporting date, the Group also assesses whether there has been significant increase in credit risk since initial recognition by comparing the risk of default occurring over the remaining expected life from the reporting date with the risk of default at the date of initial recognition. The quantitative criteria used to determine a significant increase in credit risk is a series of relative and absolute thresholds. All financial assets that are 30 days past due are deemed to have significant increase in credit risk since initial recognition and migrated to stage 2 even if other criteria do not indicate a significant increase in credit risk.

Measurement of ECLs

ECLs are probability weighted estimates of credit losses and are measured as the present value of all cash shortfalls discounted at the effective interest rate of the financial instrument. Cash shortfall represent the difference between cash flows due to the Group in accordance with the contract and the cash flows that the Group expects to receive. The key elements in the measurement of ECL include probability of default (PD), loss given default (LGD) and exposure at default (EAD). The Group estimates these elements using appropriate credit risk models taking into consideration the internal and external credit ratings of the assets, nature and value of collaterals, forward looking macro-economic scenarios etc.

Notes to the consolidated financial statements (continued)

5 Summary of significant accounting policies (continued)

5.11 Financial instruments (continued)

5.11.1 Classification and Measurement of Financial assets (continued)

Measurement of ECLs (continued)

The Group has applied simplified approach to impairment for trade and other receivables (represented by management fees and other dues from clients) as permitted under the standard. The Group has established a provision matrix that is based on the Group's historical credit loss experience, adjusted for forward-looking factors specific to the debtors and the economic environment.

Provision for credit losses in accordance with CBK instructions

The Group is required to calculate provisions for credit losses on credit facilities (loans to customers) in accordance with the instructions of CBK on the classification of credit facilities and calculation of provisions. Credit facilities are classified as past due when a payment has not been received on its contractual payment date or if the facility is in excess of pre-approved limits.

A credit facility is classified as a bad loan (non-performing loan) when the interest or a principal instalment is past due more than 365 days and if the carrying amount of the facility is greater than its estimated recoverable value, such facility is then fully provided. In addition to specific provisions, Expected Credit Loss ("ECL") to be measured at the higher of the ECL on credit facilities computed under IFRS 9 according to the CBK guidelines or the provisions as required by CBK instruction which is minimum general provisions of 1% on cash facilities and 0.5% on non-cash facilities are made on all applicable credit facilities (net of certain restricted categories of collateral) which are not subject to specific provisioning. Past due and past due and impaired loans are managed and monitored as irregular facilities.

5.11.2 Classification and Measurement of Financial Liabilities

The Group's financial liabilities include borrowings, accounts payable and other liabilities, bonds and derivatives financial instruments.

The subsequent measurement of financial liabilities depends on their classification as follows:

- *Financial liabilities at amortised cost*

Financial liabilities that are not (i) contingent consideration of an acquirer in a business combination, (ii) held for trading, or (iii) designated at FVTPL, are measured subsequently at amortised cost using the effective interest method. Accounts payable and other liabilities, borrowings and bonds issued are classified as financial liabilities measured subsequently at amortised cost.

Accounts payable and other liabilities

Liabilities are recognised for amounts to be paid in the future for goods or services received, whether billed by the supplier or not.

Borrowings:

Murabaha facilities

Murabaha facilities represent amount payable on deferred settlement basis for assets purchases under murabaha arrangements. Murabaha facilities are stated at the contractual amount payable, less deferred profit payable. Profit payable is expensed on a time apportionment basis taking account of the profit rate attributable and the balance outstanding.

All other borrowings are subsequently measured at amortised cost using the effective interest rate method. Gains and losses are recognised in the consolidated statement of profit or loss when the liabilities are derecognised as well as through the effective interest rate method (EIR) amortisation process.

Notes to the consolidated financial statements (continued)

5 Summary of significant accounting policies (continued)

5.11 Financial instruments (continued)

5.11.2 Classification and Measurement of Financial Liabilities (continued)

- *Financial liabilities at amortised cost (continued)*

Bonds

Bonds are carried on the consolidated statement of financial position at their principal amount, net of directly related costs of issuing the bonds to the extent that such costs have not been amortised. These costs are amortised through the consolidated statement of profit or loss over the life of the bonds using the effective interest rate method.

Foreign exchange gains and losses on financial liabilities:

For financial liabilities that are denominated in a foreign currency and are measured at amortised cost at the end of each reporting period, the foreign exchange gains and losses are determined based on the amortised cost of the instruments. These foreign exchange gains and losses are recognised in profit or loss, for financial liabilities that are not part of a designated hedging relationship. For those which are designated as a hedging instrument for a hedge of foreign currency risk foreign exchange gains and losses are recognised in other comprehensive income and accumulated in a separate component of equity.

Derecognition of financial assets and financial liabilities:

The Group derecognises a financial asset only when the contractual rights to the cash flows from the asset expire, or when it transfers the financial asset and substantially all the risks and rewards of ownership of the asset to another entity. If the Group neither transfers nor retains substantially all the risks and rewards of ownership and continues to control the transferred asset, the Group recognises its retained interest in the asset and an associated liability for amounts it may have to pay. If the Group retains substantially all the risks and rewards of ownership of a transferred financial asset, the Group continues to recognise the financial asset and also recognises a collateralised borrowing for the proceeds received.

Derivative financial instruments and hedge accounting:

Derivatives are recognised initially at fair value at the date a derivative contract is entered into and are subsequently remeasured to their fair value at each reporting date. The resulting gain or loss is recognised in profit or loss immediately unless the derivative is designated and effective as a hedging instrument, in which event the timing of the recognition in profit or loss depends on the nature of the hedge relationship.

A derivative with a positive fair value is recognised as a financial asset whereas a derivative with a negative fair value is recognised as a financial liability. Derivatives are not offset in the consolidated financial statements unless the Group has both legal right and intention to offset.

All derivative financial instruments used for hedge accounting are recognised initially at fair value and reported subsequently at fair value in the consolidated statement of financial position. To the extent that the hedge is effective, changes in the fair value of derivatives designated as hedging instruments in cash flow hedges are recognised in other comprehensive income and included within the cash flow hedge reserve in equity. Any ineffectiveness in the hedge relationship is recognised immediately in consolidated statement of profit or loss.

At the time the hedged item affects consolidated statement of profit or loss, any gain or loss previously recognised in other comprehensive income is reclassified from equity to consolidated statement of profit or loss and presented as a reclassification adjustment within other comprehensive income. However, if a non-financial asset or liability is recognised as a result of the hedged transaction, the gains and losses previously recognised in other comprehensive income are included in the initial measurement of the hedged item.

Notes to the consolidated financial statements (continued)

5 Summary of significant accounting policies (continued)

5.11 Financial instruments (continued)

5.11.2 Classification and Measurement of Financial Liabilities (continued)

Derivative financial instruments and hedge accounting: (continued)

All derivative financial instruments are recognised in the consolidated statement of financial position as either assets (positive fair values) or liabilities (negative fair values).

Derivative financial instruments used by the Group include foreign exchange forwards contracts.

Note 35 sets out details of the fair values of the derivative instruments.

5.12 Trade and settlement date accounting

All 'regular way' purchases and sales of financial assets are recognised on the trade date i.e. the date that the entity commits to purchase or sell the asset. Regular way purchases or sales are purchases or sales of financial assets that require delivery of assets within the time frame generally established by regulation or convention in the market place.

5.13 Amortised cost of financial instruments

This is computed using the effective interest method less any allowance for impairment. The calculation takes into account any premium or discount on acquisition and includes transaction costs and fees that are an integral part of the effective interest rate.

5.14 Offsetting of financial instruments

Financial assets and financial liabilities are offset and the net amount reported in the consolidated statement of financial position if, and only if, there is a currently enforceable legal right to offset the recognised amounts and there is an intention to settle on a net basis, or to realise the assets and settle the liabilities simultaneously.

5.15 Fair value of financial instruments

The fair value of financial instruments that are traded in active markets at each reporting date is determined by reference to quoted market prices or dealer price quotations (bid price for long positions and ask price for short positions), without any deduction for transaction costs.

For financial instruments not traded in an active market, the fair value is determined using appropriate valuation techniques. Such techniques may include using recent arm's length market transactions; reference to the current fair value of another instrument that is substantially the same; a discounted cash flow analysis or other valuation models.

An analysis of fair values of financial instruments and further details as to how they are measured are provided in note 37.

5.16 Impairment testing of non-financial assets

An impairment loss is recognised for the amount by which the asset's or cash-generating unit's carrying amount exceeds its recoverable amount, which is the higher of fair value less costs to sell and value-in-use. To determine the value-in-use, management estimates expected future cash flows from each cash-generating unit and determines a suitable interest rate in order to calculate the present value of those cash flows. The data used for impairment testing procedures are directly linked to the Group's latest approved budget, adjusted as necessary to exclude the effects of future reorganisations and asset enhancements. Discount factors are determined individually for each cash-generating unit and reflect management's assessment of respective risk profiles, such as market and asset-specific risks factors.

Notes to the consolidated financial statements (continued)

5 Summary of significant accounting policies (continued)

5.16 Impairment testing of non-financial assets (continued)

Impairment losses for cash-generating units reduce first the carrying amount of any goodwill allocated to that cash-generating unit. Any remaining impairment loss is charged pro rata to the other assets in the cash-generating unit. With the exception of goodwill, all assets are subsequently reassessed for indications that an impairment loss previously recognised may no longer exist. An impairment charge is reversed if the cash-generating unit's recoverable amount exceeds its carrying amount.

5.17 Equity, reserves and dividend payments

Share capital represents the nominal value of shares that have been issued and paid up.

Share premium includes any premiums received on issue of share capital. Any transaction costs associated with the issuing of shares are deducted from share premium.

Statutory and voluntary reserves comprise appropriations of current and prior period profits in accordance with the requirements of the companies' law and the Parent Company's articles of association.

Other components of equity include the following:

- foreign currency translation reserve – comprises foreign currency translation differences arising from the translation of financial statements of the Group's foreign entities into Kuwait Dinars.
- Fair value reserve – comprises gains and losses relating to financial assets which are categorised as financial assets at fair value through other comprehensive income.

Retained earnings include all current and prior period retained profits. All transactions with owners of the Parent Company are recorded separately within equity.

Dividend distributions payable to equity shareholders are included in accounts payable and other liabilities when the dividends have been approved in a meeting of the general assembly.

5.18 Treasury shares

Treasury shares consist of the Parent Company's own issued shares that have been reacquired by the Group. The treasury shares are accounted for using the cost method. Under this method, the weighted average cost of the shares reacquired is charged to a contra account in equity.

When the treasury shares are reissued, gains are credited to a separate account in equity, (the "treasury shares reserve"), which is not distributable. Any realised losses are charged to the same account to the extent of the credit balance on that account. Any excess losses are charged to retained earnings then to the voluntary reserve and statutory reserve. No cash dividends are paid on these shares. The issue of stock dividend shares increases the number of treasury shares proportionately and reduces the average cost per share without affecting the total cost of treasury shares.

5.19 Provisions, contingent assets and contingent liabilities

Provisions are recognised when the Group has a present legal or constructive obligation as a result of a past event, it is probable that an outflow of economic resources will be required from the Group and amounts can be estimated reliably. Timing or amount of the outflow may still be uncertain.

Provisions are measured at the estimated expenditure required to settle the present obligation, based on the most reliable evidence available at the reporting date, including the risks and uncertainties associated with the present obligation. Where there are a number of similar obligations, the likelihood that an outflow will be required in settlement is determined by considering the class of obligations as a whole. Provisions are discounted to their present values, where the time value of money is material.

Notes to the consolidated financial statements (continued)

5 Summary of significant accounting policies (continued)

5.19 Provisions, contingent assets and contingent liabilities (continued)

Contingent assets are not recognised in the consolidated financial statements, but are disclosed when an inflow of economic benefits is probable.

Contingent liabilities are not recognised in the consolidated statement of financial position, but are disclosed unless the possibility of an outflow of resources embodying economic benefits is remote.

5.20 Foreign currency translation

5.20.1 Foreign currency transactions

Foreign currency transactions are translated into the functional currency of the respective Group entity, using the exchange rates prevailing at the dates of the transactions (spot exchange rate). Foreign exchange gains and losses resulting from the settlement of such transactions and from the remeasurement of monetary items denominated in foreign currency at year-end exchange rates are recognised in the consolidated statement of profit or loss. Non-monetary items are not retranslated at year-end and are measured at historical cost (translated using the exchange rates at the transaction date), except for non-monetary items measured at fair value which are translated using the exchange rates at the date when fair value was determined.

5.20.2 Foreign operations

In the Group's consolidated financial statements, all assets, liabilities and transactions of Group entities with a functional currency other than the KD are translated into KD upon consolidation. The functional currency of the entities in the Group has remained unchanged during the reporting period.

On consolidation, assets and liabilities have been translated into KD at the closing rate at the reporting date. Goodwill and fair value adjustments arising on the acquisition of a foreign entity have been treated as assets and liabilities of the foreign entity and translated into KD at the closing rate. Income and expenses have been translated into KD at the average rate over the reporting period. Exchange differences are charged/credited to other comprehensive income and recognised in the foreign currency translation reserve in equity. On disposal of a foreign operation, the related cumulative translation differences recognised in equity are reclassified to the consolidated statement of profit or loss and are recognised as part of the gain or loss on disposal.

5.21 End of service indemnity

The Group provides end of service benefits to its employees. The entitlement to these benefits is based upon the employees' final salary and length of service, subject to the completion of a minimum service period in accordance with relevant labour law and the employees' contracts. The expected costs of these benefits are accrued over the period of employment. This liability, which is unfunded, represents the amount payable to each employee as a result of termination on the reporting date.

In addition to the end of service benefits with respect to its Kuwaiti national employees, the Group also makes contributions to the Public Institution for Social Security calculated as a percentage of the employees' salaries. The Group's obligations are limited to these contributions, which are expensed when due.

5.22 Fiduciary assets

Assets and related deposits held in trust or in a fiduciary capacity are not treated as assets or liabilities of the Group and accordingly are not included in these consolidated financial statements.

5.23 Segment reporting

The Group has two operating segments: the asset management and investment banking. In identifying these operating segments, management generally follows the Group's service lines representing its main services. Each of these operating segments is managed separately as each requires different approaches and other resources.

Notes to the consolidated financial statements (continued)

5 Summary of significant accounting policies (continued)

5.23 Segment reporting (continued)

For management purposes, the Group uses the same measurement policies as those used in its financial statements. In addition, assets or liabilities which are not directly attributable to the business activities of any operating segment are not allocated to a segment.

5.24 Non-current assets and liabilities classified as held for sale

Non-current assets (and disposal groups) classified as held for sale are measured at the lower of carrying amount and fair value less costs to sell.

Non-current assets and disposal groups are classified as held for sale if their carrying amount will be recovered through a sale transaction rather than through continuing use. This condition is regarded as met only when the sale is highly probable and the asset (or disposal group) is available for immediate sale in its present condition. Management must be committed to the sale which should be expected to qualify for recognition as a completed sale within one year from the date of classification.

Any profit or loss arising from the sale of a non-current assets held for sale or its remeasurement to fair value less costs to sell is presented as part of a single line item in profit or loss.

5.25 Leased assets

The Group as a lessee

For any new contracts entered into on or after 1 January 2019, the Group considers whether a contract is, or contains a lease. A lease is defined as ‘a contract, or part of a contract, that conveys the right to use an asset (the underlying asset) for a period of time in exchange for consideration’.

To apply this definition the Group assesses whether the contract meets three key evaluations which are whether:

- the contract contains an identified asset, which is either explicitly identified in the contract or implicitly specified by being identified at the time the asset is made available to the Group
- the Group has the right to obtain substantially all of the economic benefits from use of the identified asset throughout the period of use, considering its rights within the defined scope of the contract
- the Group has the right to direct the use of the identified asset throughout the period of use. The Group assess whether it has the right to direct ‘how and for what purpose’ the asset is used throughout the period of use.

The Group has elected to account for short-term leases and leases of low-value assets using the practical expedients. Instead of recognising a right-of-use asset and lease liability, the payments in relation to these are recognised as an expense in profit or loss on a straight-line basis over the lease term.

Measurement and recognition of leases as a lessee

At lease commencement date, the Group recognises a right-of-use asset and a lease liability on the balance sheet measured as follows:

Right-of-use asset

The right-of-use asset is measured at cost, which is made up of the initial measurement of the lease liability, any initial direct costs incurred by the Group, an estimate of any costs to dismantle and remove the asset at the end of the lease, and any lease payments made in advance of the lease commencement date (net of any incentives received).

Notes to the consolidated financial statements (continued)

5 Summary of significant accounting policies (continued)

5.25 Leased assets (continued)

Right-of-use asset (continued)

Subsequent to initial measurement, the Group depreciates the right-of-use assets on a straight-line basis from the lease commencement date to the earlier of the end of the useful life of the right-of-use asset or the end of the lease term. The Group also assesses the right-of-use asset for impairment when such indicators exist.

Lease liability

At the commencement date, the Group measures the lease liability at the present value of the lease payments unpaid at that date, discounted using the interest rate implicit in the lease if that rate is readily available or the Group's incremental borrowing rate.

Lease payments included in the measurement of the lease liability are made up of fixed payments (including in substance fixed), variable payments based on an index or rate, amounts expected to be payable under a residual value guarantee and payments arising from options reasonably certain to be exercised.

Subsequent to initial measurement, the liability is reduced for payments made and increased for interest. It is remeasured to reflect any reassessment or modification, or if there are changes in in-substance fixed payments. When the lease liability is remeasured, the corresponding adjustment is reflected in the right-of-use asset, or profit and loss if the right-of-use asset is already reduced to zero.

6 Significant management judgements and estimation uncertainty

The preparation of the Group's consolidated financial statements requires management to make judgments, estimations and assumptions that affect the reported amount of revenues, expenses, assets and liabilities and the disclosure of contingent liabilities, at the end of the reporting period. However, uncertainty about these assumptions and estimates could result in outcomes that require a material adjustment to the carrying amount of the asset or liability affected in future periods.

6.1 Significant management judgments

In the process of applying the Group's accounting policies, management has made the following significant judgments, which have the most significant effect on the amounts recognised in the consolidated financial statements:

6.1.1 Business model assessment

The Group classifies financial assets after performing the business model test (please see accounting policy for financial instruments sections in note 5.11). This test includes judgement reflecting all relevant evidence including how the performance of the assets is evaluated and their performance measured and the risks that affect the performance of the assets. Monitoring is part of the Group's continuous assessment of whether the business model for which the remaining financial assets are held continues to be appropriate and if it is not appropriate whether there has been a change in business model and so a prospective change to the classification of those assets.

6.1.2 Classification of real estate

Management decides on acquisition of a real estate whether it should be classified as trading, property held for development or investment property.

The Group classifies properties under development as Investment properties if it acquired with the intention of holding it to earn rental income or capital appreciation upon completion of the development.

The Group classifies property as investment property if it is acquired to generate rental income or for capital appreciation, or for undetermined future use.

Notes to the consolidated financial statements (continued)

6 Significant management judgements and estimation uncertainty (continued)

6.1 Significant management judgments (continued)

6.1.3 Control assessment

When determining control, management considers whether the Group has the practical ability to direct the relevant activities of an investee on its own to generate returns for itself. The assessment of relevant activities and ability to use its power to affect variable return requires considerable judgement.

6.1.4 Structured entities

The Group uses judgement in determining which entities are structured entities. If the voting or similar rights are not the dominant factor in deciding who controls the entity and such voting rights relate to the administrative tasks only and the relevant activities are directed by means of contractual arrangements, the Group identifies such entities as structured entities. After determining whether an entity is a structured entity, the Group determines whether it needs to consolidate this entity based on the consolidation principles of IFRS 10.

6.2 Estimates uncertainty

Information about estimates and assumptions that have the most significant effect on recognition and measurement of assets, liabilities, income and expenses is provided below. Actual results may be substantially different.

6.2.1 Impairment of associate and joint venture

After application of the equity method, the Group determines whether it is necessary to recognise any impairment loss on the Group's investment in its associated company and joint venture, at each reporting date based on existence of any objective evidence that the investment in the associate and joint venture is impaired. If this is the case the Group calculates the amount of impairment as the difference between the recoverable amount of the associate and joint venture and its carrying value and recognises the amount in the consolidated statement of profit or loss.

6.2.2 Impairment of financial assets

Measurement of estimated credit losses involves estimates of loss given default and probability of default. Loss given default is an estimate of the loss arising in case of default by customer. Probability of default is an estimate of the likelihood of default in the future. The Group based these estimates using reasonable and supportable forward looking information, which is based on assumptions for the future movement of different economic drivers and how these drivers will affect each other.

6.2.3 Provision for credit losses

The Group reviews its loans to customers on a regular basis to assess whether a provision for credit losses should be recorded in the consolidated statement of profit or loss. In particular, considerable judgement by management is required in the estimation of the amount and timing of future cash flows when determining the level of provisions required. Such estimates are necessary based on assumptions about several factors involving varying degrees of judgement and uncertainty, and actual results may differ resulting in future changes to such provisions.

6.2.4 Impairment of investment properties

The Group reviews the carrying amounts of its investment properties to determine whether there is any indication that those assets have suffered an impairment loss or indication that an impairment loss previously recognised may no longer exist in accordance with accounting policies stated in note 5.9 & note 5.16. The recoverable amount of an asset is determined based on higher of fair value and value in use.

6.2.5 Depreciation of investment properties and equipment

The Group's management determines the useful lives and related depreciation charges. The depreciation charge for the year will change significantly if actual life is different from the estimated useful life of the asset.

Notes to the consolidated financial statements (continued)

6 Significant management judgements and estimation uncertainty (continued)

6.2 Estimates uncertainty (continued)

6.2.6 Fair value of financial instruments

Management apply valuation techniques to determine the fair value of financial instruments where active market quotes are not available. This requires management to develop estimates and assumptions based on market inputs, using observable data that market participants would use in pricing the instrument. Where such data is not observable, management uses its best estimate. Estimated fair values of financial instruments may vary from the actual prices that would be achieved in an arm's length transaction at the reporting date (refer note 37).

7 Subsidiary companies

7.1 Details of the Group's consolidated subsidiaries at the end of the reporting period are as follows:

Name of the subsidiary	Country of incorporation	Ownership percentage		Principal activity
		31 Dec. 2019 %	31 Dec. 2018 %	
Mar-Gulf Management Inc.	USA	100.00	100.00	Assets management
Markaz First Management and Economic Consultancy Company – KSCC	Kuwait	95.00	95.00	Economic consultancy
Markaz Arabian Fund (note 7.1.1)	Bahrain	69.31	69.75	Investment Fund
Markaz Fixed Income Fund (note 7.1.1)	Kuwait	80.65	76.38	Investment Fund
MDI Management Limited	Cayman Islands	66.66	66.66	Property management
MDI Ventures Ltd	Cayman Islands	50.00	50.00	Property management
Markaz Offshore I Ltd.	Cayman Islands	100.00	100.00	Investment
Marmore Mena Intelligence Private Limited	India	98.73	98.73	Consultancy
Aradi Development Limited	Cayman Islands	96.89	96.89	Real Estate
Markaz Real Estate Investment Company WLL	KSA	100.00	100.00	Real Estate
Rimal Venture Company WLL	Bahrain	100.00	100.00	Assets management
Arab Gulf Real Estate Development Company WLL	Kuwait	99.85	99.85	Real Estate
Bay View Real Estate Company WLL	Kuwait	99.85	99.85	Real Estate
Boardwalk International Real Estate Company WLL	Kuwait	99.85	99.85	Real Estate
Al Rihab Real Estate Development Company WLL	Kuwait	99.85	99.85	Real Estate
Al Bandriya Real Estate Company WLL	Kuwait	99.85	99.85	Real Estate
Sand Park Real Estate Co. SPC	Kuwait	100.00	100.00	Real Estate
Azzuri Real Estate Co. WLL	Kuwait	100.00	-	Real Estate
Real Estate Options Co. LLC	UAE	100.00	-	Real Estate
Markaz European Development 1 SARL	Luxembourg	68.37	-	Real Estate
Markaz Development 3	Cayman Islands	67.67	-	Real Estate

7.1.1 The ownership of Markaz Arabian Fund and Markaz Fixed Income Fund decreased by 0.44% and increased by 4.27% respectively (31 December 2018: increased by 10.83% and decreased by 1.83% respectively) due to changes in units held by non-controlling interest holders as a result of subscription and redemption of the funds' units. These changes in the ownership resulted in a net loss of KD229 thousand. Further on redemption of units of Markaz Arabian Fund resulted a gain of KD166 thousand which was included in the consolidated statement of changes in equity.

Notes to the consolidated financial statements (continued)

7 Subsidiary companies (continued)

7.1.2 The Parent Company incorporated three new foreign subsidiaries, Markaz European Development 1 SARL, in Luxembourg, Markaz Development 3, in Cayman Islands and Real Estate Options Co. LLC in UAE. During the year upon completion of certain formalities and procedures, the unaudited financial position and results of these subsidiaries as at and for the year ended 31 December 2019 respectively were consolidated with the Group's consolidated financial statements.

Summarised financial information of the above newly consolidated foreign subsidiaries before intragroup eliminations, is as follows:

	Markaz Development 1 KD '000	Markaz Development 3 KD '000	Real Estate Options Co. KD '000
Total assets	10,739	6,750	43
Total liabilities	(10,373)	(1)	(43)
Total equity	366	6,749	-
Equity attributable to the owners of the Parent Company	250	4,567	-
Non-controlling interests	116	2,182	-

7.1.3 Further during the year, the Parent Company with the participation of another subsidiary incorporated a new local subsidiary, Azzuri Real Estate Co. WLL.

7.1.4 During the prior year, the Group had liquidated its 100% owned subsidiary fund "Markaz Mena Islamic Fund". The resulting gain of KD334 thousand was recognised in the consolidated statement of profit or loss for the year ended 31 December 2018.

7.2 Subsidiaries with material non-controlling interests

The Group includes four subsidiaries, with material non-controlling interests (NCI):

Name	Proportion of ownership interests and voting rights held by the NCI		(Loss)/profit allocated to NCI		Accumulated NCI	
	31 Dec. 2019 %	31 Dec. 2018 %	31 Dec. 2019 KD '000	31 Dec. 2018 KD '000	31 Dec. 2019 KD '000	31 Dec. 2018 KD '000
	Arab Gulf Real Estate Development Company WLL	0.15	0.15	(972)	(55)	4,350
Bay View Real Estate Company WLL	0.15	0.15	81	(683)	5,508	5,100
Al Rihab Real Estate Development Company WLL	0.15	0.15	(68)	(36)	4,172	4,180
Markaz Arabian Fund	30.69	30.25	467	267	3,746	3,645
Individually immaterial subsidiaries with non-controlling interests			477	(131)	6,027	5,032
			(15)	(638)	23,803	23,002

KD 713 thousand was paid as dividend to the NCI during the year (31 December 2018: Nil).

Notes to the consolidated financial statements (continued)

7 Subsidiary companies (continued)

7.2 Subsidiaries with material non-controlling interests (continued)

Summarised financial information for the above subsidiaries, before intragroup eliminations, is set out below:

	31 Dec. 2019				31 Dec. 2018			
	Arab Gulf Real Estate KD '000	Bay View Real Estate KD '000	Al Rihab Real Estate KD '000	Markaz Arabian Fund KD '000	Arab Gulf Real Estate KD '000	Bay View Real Estate KD '000	Al Rihab Real Estate KD '000	Markaz Arabian Fund KD '000
Non-current assets	16,294	16,814	9,792	-	16,969	15,450	9,915	-
Current assets	420	407	355	12,264	203	624	88	12,112
Total assets	16,714	17,221	10,147	12,264	17,172	16,074	10,003	12,112
Liabilities	(7,542)	(8,823)	(378)	(60)	(6,410)	(8,503)	(236)	(63)
Total liabilities	(7,542)	(8,823)	(378)	(60)	(6,410)	(8,503)	(236)	(63)
Equity attributable to the owners of the Parent Company	4,822	2,890	5,597	8,458	5,717	2,471	5,587	8,404
Non-controlling interests (including shareholder loans)	4,350	5,508	4,172	3,746	5,045	5,100	4,180	3,645
Total equity	9,172	8,398	9,769	12,204	10,762	7,571	9,767	12,049

Notes to the consolidated financial statements (continued)

7 Subsidiary companies (continued)

7.2 Subsidiaries with material non-controlling interests (continued)

Summarised financial information for the above subsidiaries, before intragroup eliminations, is set out below:

	31 Dec. 2019				31 Dec. 2018			
	Arab Gulf Real Estate KD '000	Bay View Real Estate KD '000	Al Rihab Real Estate KD '000	Markaz Arabian Fund KD '000	Arab Gulf Real Estate KD '000	Bay View Real Estate KD '000	Al Rihab Real Estate KD '000	Markaz Arabian Fund KD '000
Revenue	155	74	231	1,796	9	-	7	1,134
(Loss)/profit for the year attributable to the owners of the Parent Company	(1,029)	36	(92)	1,053	(59)	(303)	(49)	615
(Loss)/profit for the year attributable to NCI	(972)	81	(68)	467	(55)	(683)	(36)	267
(Loss)/profit for the year	(2,001)	117	(160)	1,520	(114)	(986)	(85)	882
Total other comprehensive (loss)/income	(6)	9	(19)	(2)	60	30	33	(83)
Total comprehensive (loss)/income for the year	(2,007)	126	(179)	1,518	(54)	(956)	(52)	799
Total comprehensive (loss)/income for the year attributable to the owners of the Parent Company	(1,032)	39	(103)	1,052	(28)	(293)	(30)	557
Total comprehensive (loss)/income for the year attributable to NCI	(975)	87	(76)	466	(26)	(663)	(22)	242
Total comprehensive (loss)/income for the year	(2,007)	126	(179)	1,518	(54)	(956)	(52)	799
	31 December 2019				31 December 2018			
	Arab Gulf Real Estate KD '000	Bay View Real Estate KD '000	Al Rihab Real Estate KD '000	Markaz Arabian Fund KD '000	Arab Gulf Real Estate KD '000	Bay View Real Estate KD '000	Al Rihab Real Estate KD '000	Markaz Arabian Fund KD '000
Net (used in)/cash from operating activities	(276)	217	224	(251)	1,346	14	127	(864)
Net cash (used in)/from investing activities	(1,489)	(575)	(58)	2,093	(7,361)	(4,368)	(1,351)	-
Net cash from/(used in) financing activities	1,971	242	165	(1,353)	5,922	4,036	1,014	1,133
Net cash inflow/(outflow)	206	(116)	331	489	(93)	(318)	(210)	269

Notes to the consolidated financial statements (continued)

8 Interest income

	Year ended 31 Dec. 2019 KD '000	Year ended 31 Dec. 2018 KD '000
On financial assets at amortised cost:		
- Time deposits	38	46
- Loans to customers	10	29
- Investments carried at amortised cost	652	243
On financial assets at fair value through profit or loss	285	322
On investments at fair value through OCI	37	39
	1,022	679

9 Management fees and commission income

Management fees and commission relate to income arising from the Group's management of portfolios, funds, custody and similar trust, fiduciary activities and advisory services.

10 Gain from financial assets at fair value through profit or loss

	Year ended 31 Dec. 2019 KD '000	Year ended 31 Dec. 2018 KD '000
Change in fair value of financial assets at fair value through profit or loss	8,665	1,596
Gain on sale of financial assets at fair value through profit or loss	1,269	1,881
	9,934	3,477

11 General and administrative expenses

	Year ended 31 Dec. 2019 KD '000	Year ended 31 Dec. 2018 KD '000
Staff costs	7,360	5,444
Depreciation and amortisation	1,319	490
Other expenses	3,322	3,288
	12,001	9,222

12 Finance costs

	Year ended 31 Dec. 2019 KD '000	Year ended 31 Dec. 2018 KD '000
On financial liabilities at amortised cost:		
- Bonds issued	1,278	1,272
- Bank borrowings	1,431	475
- Related party borrowings	29	-
- Lease Liabilities	42	-
	2,780	1,747

Notes to the consolidated financial statements (continued)

13 Basic and diluted earnings per share attributable to the owners of the Parent Company

Basic and diluted earnings per share attributable to the owners of the Parent Company is calculated by dividing the profit for the year attributable to the owners of the Parent Company by the weighted average number of shares outstanding and in issue during the year (excluding treasury shares).

	Year ended 31 Dec. 2019	Year ended 31 Dec. 2018
Profit for the year attributable to the owners of the Parent Company (KD '000)	6,957	2,285
Weighted average number of shares outstanding and in issue during the year (excluding treasury shares)	478,201,747	480,682,536
Basic and diluted earnings per share attributable to the owners of the Parent Company	15 Fils	5 Fils

14 Cash and cash equivalents

Cash and cash equivalents included in the consolidated statement of cash flows comprise of the following accounts:

	31 Dec. 2019 KD '000	31 Dec. 2018 KD '000
Cash and bank balances	4,937	4,691
Time deposits	1,332	2,565
	6,269	7,256
Less: Time deposits maturing after three months	(17)	(21)
Cash and cash equivalent for the purpose of consolidated statement of cash flows	6,252	7,235

The Group's time deposits carry an average effective interest rate of 1.85% (31 December 2018: 1.08%) per annum.

15 Accounts receivable and other assets

	31 Dec. 2019 KD '000	31 Dec. 2018 KD '000
Management fees and commission receivable	2,084	1,401
Prepayments	2,686	454
Advance payments to contractors	54	172
Interest receivable	498	90
Other receivables	2,108	1,386
	7,430	3,503

Notes to the consolidated financial statements (continued)

15 Accounts receivable and other assets (continued)

The average credit period on management fees and commission receivable is 30-90 days. No interest is charged on outstanding receivables. Receivables are written off (i.e. derecognised) when there is no reasonable expectation of recovery.

Management fees and commission receivable comprise of;

	31 Dec. 2019 KD '000	31 Dec. 2018 KD '000
Neither past due nor impaired	1,113	1,094
Past due but not impaired	971	307
	2,084	1,401

Aging of past due but not impaired balances:

	31 Dec. 2019 KD '000	31 Dec. 2018 KD '000
0 to 90 days	345	122
90 to 180 days	191	43
Above 180 days	435	142
	971	307

The Group has determined that the ECL allowance for management fees and commission receivable from clients and other receivables that are financial assets is not material.

16 Loans to customers

	31 Dec. 2019 KD '000	31 Dec. 2018 KD '000
Personal loans*	893	791
Provision for credit losses	(488)	(487)
	405	304

*The interest rate on personal loans ranged from 2.00% to 10.00% (31 December 2018: 2.00% to 10.00%) per annum. All loans are denominated in KD or US Dollars.

The maturity profile of loans to customers is as follows:

	31 Dec. 2019 KD '000	31 Dec. 2018 KD '000
Between one month and six months	2	3
Between six months and one year	17	14
Over one year	386	290
Non-performing loans	488	484
	893	791

Notes to the consolidated financial statements (continued)

16 Loans to customers (continued)

Provision for credit losses is made in accordance with Central Bank of Kuwait requirements. The total non-performing loans which have been fully provided amounts to KD488 thousand (31 December 2018: KD484 thousand). The remaining loans to customers of KD405 thousand are performing and are to staff where their indemnity balances exceed the loans balance outstanding.

17 Financial assets at fair value through profit or loss

	31 Dec. 2019 KD '000	31 Dec. 2018 KD '000
Local quoted securities	3,448	2,857
Foreign quoted securities	18,729	18,137
Local managed funds	50,922	42,764
Foreign managed funds	13,374	13,039
Fixed income securities	6,338	5,518
Equity participation	13,835	10,359
	106,646	92,674

The interest rates on fixed income securities range from 2.375% to 7.60% (31 December 2018: 2.375% to 7.50%) per annum.

18 Assets held for sale

During the year, the management of the Group has decided to dispose one of its investment properties which meets the criteria for recognition as non-current assets held for sale. Consequently, the carrying value of this property amounting to KD7,819 thousand has been transferred from investment properties to assets held for sale category in the consolidated statement of financial position (31 December 2018: Nil) (Note 22 and Note 40).

19 Investments at fair value through other comprehensive income

	31 Dec. 2019 KD '000	31 Dec. 2018 KD '000
Foreign debt instruments*	418	427
Foreign equity instruments**	2,317	-
	2,735	427

* The foreign debt instrument is secured by charges over real estate properties and carry interest rate of 7.25% (31 December 2018: 7.25%) per annum.

**These investments in equity instruments are held for medium to long-term strategic purposes. Accordingly, the Group has elected to designate these investments in equity instruments as at FVOCI as it believes that recognising short-term fluctuations in the fair value of these investments in consolidated statement of profit or loss would not be consistent with the Group's strategy of holding these investments for long-term purposes and realising their performance potential in the long run.

Notes to the consolidated financial statements (continued)

20 Investments carried at amortised cost

These represent investment in sukuk, a debt instrument amounting to KD4,918 thousand (31 December 2018: KD4,983 thousand) carrying profit rate of 2% above Central Bank of Kuwait discount rate (31 December 2018: 2% above Central Bank of Kuwait discount rate) per annum. Also includes investment in foreign debt instruments amounting to KD4,181 thousand which is secured by charges over real estate properties and carry interest rate of 13% (31 December 2018: Nil) per annum.

Further, carrying value of investments carried at amortised cost as at 31 December 2018 included an investment in a foreign debt instrument (a Euro loan facility provided by the Parent Company to Markaz European Development 1, a foreign company) of KD2,015 thousand carrying interest at 3% per annum. During the year, upon consolidation of the above foreign company, carrying value of the investment as at 31 December 2019 was eliminated against the outstanding balance of the loan facility included in the subsidiary's total liabilities (Note 7.1.2).

21 Investment in associate and joint venture

	31 Dec. 2019 KD '000	31 Dec. 2018 KD '000
Investment in associate (refer below)	1,704	1,821
Investment in joint venture (refer below)	1,890	1,830
	3,594	3,651

21.1 The details of the Group's investment in associate and joint venture are as follows:

Company name	Investment classification	Principal Activities	Place of incorporation	31 Dec. 2019 %	31 Dec. 2018 %
First Equilease for Equipment and Transportation Company-KSCC (Unquoted)	Investment in associate	Transportation and Renting	Kuwait	17.24	17.24
MZES Gayrimenkul Alim Satim Company (Unquoted)	Investment in joint venture	Real Estate	Turkey	50	50

21.2 The movement of investment in associate and joint venture during the year are as follows:

	First Equilease		MZES	
	31 Dec. 2019 KD '000	31 Dec. 2018 KD '000	31 Dec. 2019 KD '000	31 Dec. 2018 KD '000
Carrying value at the beginning of the year	1,821	1,904	1,830	1,327
Additions during the year	-	-	91	574
Share of results of associate/joint venture	(116)	(85)	(25)	8
Share of other comprehensive (loss)/income	(1)	2	(6)	(79)
	1,704	1,821	1,890	1,830

Notes to the consolidated financial statements (continued)

21 Investment in associate and joint venture (continued)

21.3 Summarised financial information of Group's associate and joint venture are as follows (continued):

	First Equilease		MZES	
	31 Dec. 2019 KD'000	31 Dec. 2018 KD'000	31 Dec. 2019 KD'000	31 Dec. 2018 KD'000
Non-current assets	1,258	1,069	3,462	3,354
Current assets	9,165	9,984	318	314
Non-current liabilities	(74)	(62)	-	-
Current liabilities	(207)	(182)	-	(8)
Non-controlling interests	(259)	(248)	-	-
Equity attributable to the owners of the Parent Company	9,883	10,561	3,780	3,660

	First Equilease		MZES	
	Year ended 31 Dec. 2019 KD'000	Year ended 31 Dec. 2018 KD'000	Year ended 31 Dec. 2019 KD'000	Year ended 31 Dec. 2018 KD'000
Revenue	674	625	-	-
(Loss)/profit for the year	(675)	(493)	(50)	16
Other comprehensive (loss)/income for the year	(6)	13	(12)	(158)

Reconciliation of the above summarised financial information of the associate and joint venture with the carrying amount in the consolidated statement of financial position is given below:

	First Equilease		MZES	
	31 Dec. 2019 KD'000	31 Dec. 2018 KD'000	31 Dec. 2019 KD'000	31 Dec. 2018 KD'000
Net assets of the associate and joint venture	9,883	10,561	3,780	3,660
Group's ownership interest	17.24%	17.24%	50%	50%
Group's share of net assets	1,704	1,821	1,890	1,830
Carrying amount	1,704	1,821	1,890	1,830

The Group has accounted for its share of results of associate and joint venture using unaudited management accounts as at 31 December 2019.

The above associate and joint venture are private companies therefore quoted market prices are not available.

Notes to the consolidated financial statements (continued)

22 Investment properties

The movement in investment properties is as follows:

	Free hold lands KD'000	Projects under development KD'000	Lands & buildings KD'000	Total KD'000
31 December 2019				
Cost				
At 1 January 2019	12,417	25,063	19,850	57,330
Additions	-	9,504	-	9,504
Transfers	(7,499)	(32,749)	40,248	-
Disposals	(1,051)	(8)	(444)	(1,503)
Transferred to assets held for sale (note 18)	-	-	(7,819)	(7,819)
Reversal of impairment/(impairment)	133	-	(1,198)	(1,065)
Foreign currency adjustment	(4)	-	(39)	(43)
At 31 December 2019	3,996	1,810	50,598	56,404
Accumulated depreciation				
At 1 January 2019	-	-	(500)	(500)
Charge for the year	-	-	(675)	(675)
Relating to disposals	-	-	27	27
At 31 December 2019	-	-	(1,148)	(1,148)
Net book value				
At 31 December 2019	3,996	1,810	49,450	55,256

The movement in investment properties is as follows (continued):

	Free hold lands KD'000	Projects under development KD'000	Lands & buildings KD'000	Total KD'000
31 December 2018				
Cost				
At 1 January 2018	17,035	18,696	11,022	46,753
Additions	-	12,544	92	12,636
Disposals	(3,155)	(6,197)	9,352	-
Impairment	(1,570)	-	(765)	(2,335)
Foreign currency adjustment	107	20	149	276
At 31 December 2018	12,417	25,063	19,850	57,330
Accumulated depreciation				
At 1 January 2018	-	-	(303)	(303)
Charge for the year	-	-	(197)	(197)
At 31 December 2018	-	-	(500)	(500)
Net book value				
At 31 December 2018	12,417	25,063	19,350	56,830

Notes to the consolidated financial statements (continued)

22 Investment properties (continued)

At 31 December 2019, the fair value of the investment properties is KD69,489 thousand (31 December 2018: KD64,777 thousand). Investment properties were revalued by independent evaluators using market comparable approach, where market price for square meter, annual income and the recent transaction prices for similar properties are significant inputs. The fair value are classified under level 2. In estimating the fair value of investment properties, the highest and best use as their current use. There has been no change to the valuation technique during the year.

During the year, the Group recognised impairment losses of KD2,309 thousand (31 December 2018: KD2,415 thousand) and impairment reversal of KD1,244 thousand (31 December 2018: KD80 thousand) in respect of certain investment properties.

During the year, finance costs of KD352 thousand (31 December 2018: KD508 thousand) has been capitalised to investment properties under development.

During the year, the Group sold certain investment properties in USA and GCC for aggregate sale consideration of KD2,443 thousand and realised a gain of KD967 thousand.

During the year, investment properties were carried at KD7,819 thousand transferred to assets held for sale. (31 December 2018: Nil) (Note 18)

Investment properties with a carrying value of KD20,849 thousand (31 December 2018: KD20,083 thousand) are secured against bank borrowings. (Note 24)

The Groups investment properties are located as below:

	31 Dec. 2019 KD '000	31 Dec. 2018 KD '000
North America	-	424
GCC	55,256	56,406
	55,256	56,830

23 Accounts payable and other liabilities

	31 Dec. 2019 KD '000	31 Dec. 2018 KD '000
Accrued expenses	3,973	2,250
Post-employment benefits	3,522	3,170
Dividend payable	385	357
Payable to contractors	2,395	2,924
Lease liability	624	-
Other liabilities	4,408	2,203
	15,307	10,904

Notes to the consolidated financial statements (continued)

24 Bank borrowings

This represents following bank borrowings:

- a. Unsecured loan facilities amounting to KD22,000 thousand obtained from local commercial banks carry interest rate ranging from 2% to 2.5% above Central Bank of Kuwait discount rate. Outstanding balance of these loan facilities as at 31 December 2019 amounted to KD8,000 thousand (31 December 2018: KD5,099 thousand).
- b. An unsecured Murabaha facility was obtained from a local Islamic bank amounting to KD8,000 thousand with a profit rate of 1.5% to 1.9% above Central Bank of Kuwait discount rate. Outstanding balance of this Murabaha facility as at 31 December 2019 amounted to KD4,905 thousand (31 December 2018: KD4,929 thousand). Also two unsecured Murabaha facilities of USD20,000 thousand equivalent KD 6,061 were obtained from a local Islamic bank with a profit rate of 2% above 6 months LIBOR. Outstanding balance of these Murabaha facilities as at 31 December 2019 amounted to USD19,982 thousand equivalent KD6,056 thousand (31 December 2018: Nil).
- c. Two secured loan facilities were obtained from a foreign commercial bank amounting to AED142,350 thousand equivalent to KD11,747 thousand and carry an interest rate of 3.25% to 3.50% above 3 month EIBOR. Outstanding balance of these loan facilities as at 31 December 2019 amounted to AED123,661 thousand equivalents to KD10,204 thousand (31 December 2018: AED123,904 thousand equivalents to KD10,232 thousand). These facilities are secured by certain foreign investment properties.
- d. An unsecured credit facility amounting to USD 10 million was approved from a foreign commercial bank which carries an interest rate of 3.024% per annum. Outstanding balance of this credit facility as at 31 December 2019 amounted to USD275 thousand equivalent KD83 thousand (31 December 2018: Nil).
- e. An unsecured loan facility of USD16,585 thousand equivalent to KD5,026 thousand obtained from a local commercial bank carrying interest rate of 3% above 3 months LIBOR repayable on every six months and mature on 31 October 2022. As of 31 December 2019 this facility was fully availed (31 December 2018: USD7,600 thousand equivalents to KD2,305 thousand). The purpose of this facility is to finance the real estate activities in certain foreign countries.
- f. During the year an unsecured loan facility of EUR2,125 thousand equivalent to KD722 thousand obtained from a related party (represented by a non-controlling interest of a foreign subsidiary) carrying an interest rate of 3% mature in December 2048. Outstanding balance of this facility as at 31 December 2019 amounted to EUR1,903 thousand equivalent to KD646 thousand.
- g. During the year a secured loan facility (development facility) of EUR21,319 thousand equivalent to KD7,239 thousand obtained by a foreign subsidiary from a foreign commercial bank carrying an interest rate of 2.6% above 3 months EURIBOR is repayable as a lump sum payment at the maturity on 15 February 2021. Outstanding balance of this loan facility as at 31 December 2019 amounted to EUR18,702 thousand equivalent to KD6,350 thousand (31 December 2018: Nil). The purpose of this facility is to finance the real estate activities of the above foreign subsidiary and is secured by investment properties.
- h. During the year a secured loan facility of PLN22,000 thousand equivalent to KD1,756 thousand obtained by a foreign subsidiary from a foreign commercial bank carrying an interest rate of 1.8% above 3 months WIBOR per annum is repayable as a lump sum payment at the maturity on 15 August 2020. Outstanding balance of this loan facility as at 31 December 2019 amounted to PLN1,067 thousand equivalent to KD362 thousand (31 December 2018: Nil). The purpose of this facility is to finance the real estate activities of the above foreign subsidiary and is secured by investment properties.

Notes to the consolidated financial statements (continued)

25 Bonds issued

On 26 December 2016, the Parent Company issued unsecured debenture bonds in the principle amount of KD25,000 thousand as follows:

- KD13,550 thousand with a fixed rate of 5% payable quarterly in arrears maturing on 26 December 2021.
- KD11,450 thousand with variable rate of 2.25%, above Central Bank of Kuwait Discount rate, which is payable quarterly in arrears maturing on 26 December 2021.

26 Share capital and share premium

a) Share capital

	31 Dec. 2019 KD'000	31 Dec. 2018 KD'000
Authorised: 480,801,747 shares of 100 Kuwaiti Fils each	48,080	48,080
Issued and fully paid: 480,801,747 shares of 100 Kuwaiti Fils each	48,080	48,080

b) Share premium

Share premium is not available for distribution.

27 Treasury shares

	31 Dec. 2019	31 Dec. 2018
Number of shares	2,600,000	2,600,000
Percentage of issued shares	0.54%	0.54%
Market value (KD '000)	273	250
Cost (KD'000)	260	260

Reserves of the Parent Company equivalent to the cost of the treasury shares have been earmarked as non-distributable.

28 Reserves

The Companies Law and the Parent Company's Articles of Association require 10% of the profit for the year attributable to the owners of the Parent Company before KFAS, NLST, Zakat and Directors' remuneration is transferred to the statutory reserve. The shareholders of the Parent Company may resolve to discontinue such annual transfers when the reserve totals 50% of the paid-up share capital.

Distribution of statutory reserve is limited to the amount required to enable the payment of a dividend of 5% of paid up share capital to be made in years when retained earnings are not sufficient for the payment of a dividend of that amount.

According to the Parent Company's Articles of Association and the Companies Law, 10% of the profit for the year attributable to the owners of the Parent Company before KFAS, NLST, Zakat and Directors' remuneration is transferred to the voluntary reserve.

Notes to the consolidated financial statements (continued)

29 Other components of equity

	Fair value reserve KD'000	Foreign currency translation reserve KD'000	Total KD'000
Balance at 1 January 2019	79	476	555
<i>Investments at fair value through other comprehensive income:</i>			
- Net change in fair value arising during the year	(253)	-	(253)
Exchange differences arising on translation of foreign operations	-	(98)	(98)
Share of other comprehensive loss of associate and joint venture	-	(7)	(7)
Total other comprehensive loss	(253)	(105)	(358)
Balance at 31 December 2019	(174)	371	197
Balance at 1 January 2018	2,477	413	2,890
Adjustments arising on adoption of IFRS 9 on 1 January 2018	(2,402)	-	(2,402)
Balance at 1 January 2018 (restated)	75	413	488
<i>Investments at fair value through other comprehensive income:</i>			
- Net change in fair value arising during the year	9	-	9
- Transferred to consolidated statement of profit or loss on redemption	(5)	-	(5)
Exchange differences arising on translation of foreign operations	-	140	140
Share of other comprehensive loss of associate and joint venture	-	(77)	(77)
Total other comprehensive income	4	63	67
Balance at 31 December 2018	79	476	555

30 Proposed dividends and Annual General Assembly

The Board of Directors of the Parent Company has proposed a cash dividend of 10 Fils per share amounting to KD4,782 thousand for the year ended 31 December 2019. The proposed dividend is subject to the approval of shareholders at the Parent Company's Annual General Assembly.

The shareholders' of the Parent Company at the Annual General Assembly held on 2 April 2019 approved the consolidated financial statements of the Group for the year ended 31 December 2018 and approved a cash dividend of 5 Fils per share amounting to KD2,391 thousand (31 December 2017: 7 Fils per share amounting to KD3,366 thousand) instead of the proposed cash dividend of 4 Fils per share by the Board of Directors of the Parent Company at their meeting held on 17 February 2019.

31 Related party transactions

Related parties represent associate, major shareholders, directors and key management personnel of the Group, and entities controlled, jointly controlled or significantly influenced by such parties. Pricing policies and terms of these transactions are approved by the Group's management. Details of transactions between the Group and other related parties are disclosed below.

Notes to the consolidated financial statements (continued)

31 Related party transactions (continued)

During the year, the Group entered into the following transactions with related parties.

	Year ended 31 Dec. 2019 KD '000	Year ended 31 Dec. 2018 KD '000
Transactions included in the consolidated statement of profit or loss:		
Interest income on loans to customers	2	22
Management fees and commission	5,727	4,903
Finance costs (Note 24 f)	29	-
<hr/>		
Key management compensation:		
Salaries and other short term benefits	793	772
End of service benefits	158	99
Audit committee fees	15	15
Board of Directors' remuneration	245	-
	<hr/> 1,211	<hr/> 886

The annual general assembly of the Shareholders held on 22 April 2019 approved to pay directors' remuneration amounting to KD70 thousand to the board members for the year ended 31 December 2018 and accordingly paid during the year. Also, the parent company management propose to pay for the year ended 31 December 2019 directors' remuneration amounting to KD175 thousand subjects to the approval of the general assembly of the shareholders.

	31 Dec. 2019 KD '000	31 Dec. 2018 KD '000
Balances included in the consolidated statement of financial position:		
Loans to customers	102	22
Accounts receivable and other assets	1,744	1,337
Accounts payable and other liabilities	2,383	1,670
Borrowings (Note 24 f)	646	-

32 Segmental information

Operating segments are identified based on internal management reporting information that is regularly reviewed by the chief operating decision maker in order to allocate resources to the segment and to assess its performance, and is reconciled to Group's profit or loss.

The Group's business segments are summarised into Asset Management and Investment Banking.

Asset Management segment includes GCC and MENA investments, International investments, Private equity and Real Estate.

Investment Banking segment includes Corporate finance & advisory, Oil and gas, Treasury, Loans and structured finance and derivatives.

Notes to the consolidated financial statements (continued)

32 Segmental information (continued)

The revenues and profits generated from, and assets and liabilities allocated to, Group's business segments are as follows:

	Asset Management		Investment Banking		Total	
	31 Dec. 2019 KD'000	31 Dec. 2018 KD'000	31 Dec. 2019 KD'000	31 Dec. 2018 KD'000	31 Dec. 2019 KD'000	31 Dec. 2018 KD'000
Segment revenue	21,637	12,029	1,854	3,272	23,491	15,301
Segment result	7,534	711	(77)	1,140	7,457	1,851
Provisions for KFAS, NLST, Zakat and Board of Directors' remuneration	(518)	(154)	3	(50)	(515)	(204)
Profit/(loss) for the year	7,016	557	(74)	1,090	6,942	1,647
Total assets	180,398	153,528	20,539	18,993	200,937	172,521
Total liabilities	70,175	48,718	11,764	9,751	81,939	58,469
Interest income	509	115	513	564	1,022	679
Finance costs	(2,561)	(1,398)	(219)	(349)	(2,780)	(1,747)
Depreciation	(890)	(280)	(429)	(210)	(1,319)	(490)
Impairment of investment properties	(1,065)	(2,335)	-	-	(1,065)	(2,335)
Purchase of equipment	(345)	(467)	(233)	(73)	(578)	(540)
Addition to investment properties	(9,152)	(12,636)	-	-	(9,152)	(12,636)

Segment income above represents income generated from external customers. There was no inter-segment income during the year and previous year.

For the purposes of monitoring segment performance and allocating resources between segments:

- There are no assets used jointly by any reportable segment.
- There are no liabilities for which any segment is jointly liable

33 Fiduciary accounts

The Group manages portfolios on behalf of others, mutual funds and maintains cash balances and securities in fiduciary accounts, which are not reflected in the consolidated statement of financial position. Assets under management at 31 December 2019 amounted to KD1,142,838 thousand (31 December 2018: KD1,093,010 thousand). The Group earned management fee of KD8,114 thousand (31 December 2018: KD7,206 thousand) from the asset management activities.

34 Commitments

	31 Dec. 2019 KD '000	31 Dec. 2018 KD '000
Commitments for purchase of investments	2,243	1,686
Commitments for investment properties	83	3,526
Letter of guarantee	1	-
	2,327	5,212

Notes to the consolidated financial statements (continued)

35 Forward foreign exchange contracts

The contractual amounts of out-standing derivative instruments together with the fair value are as follows:

	31 Dec. 2019		31 Dec. 2018	
	Contractual amounts KD'000	Assets/ (liabilities) KD'000	Contractual amounts KD'000	Assets/ (liabilities) KD'000
Forward foreign exchange contracts	10,625	39	18,213	(64)

36 Risk management objectives and policies

The Group's activities expose it to variety of financial risks: market risks (including foreign currency risk, interest and profit rate risk, and equity price risk), credit risk and liquidity risk.

The Board of Directors of the Parent Company is ultimately responsible for setting out risk strategies and objectives and policies for their management. The Group's risk management is carried out by the central risk management function and focuses on actively securing the Group's short to medium term cash flows by minimizing the potential adverse effects on the Group's financial performance through internal risk reports which analyse exposures by degree and magnitude of risks. Long term financial investments are managed to generate lasting returns.

The most significant financial risks to which the Group is exposed to are described below:

36.1 Market risk

a) Foreign currency

The Group mainly operates in the GCC, USA and other Middle Eastern countries and is exposed to foreign currency risk arising from various foreign currency exposures, primarily with respect to US Dollar, Saudi Riyals and others. Foreign exchange risk arises from future commercial transactions, recognised assets and liabilities and net investments in foreign operations.

To mitigate the Group's exposure to foreign currency risk, non-Kuwaiti Dinar cash flows are monitored and forward exchanged contracts are entered into in accordance with the Group's risk management policies. Generally, the Group's risk management procedures distinguish short-term foreign currency cash flows (due within twelve months) from longer-term cash flows. Where the amounts to be paid and received in specific currency are expected to largely offset one another, no further hedging activity is undertaken. Forward foreign contracts are mainly entered into for significant long-term foreign currency exposures that are not expected to be offset by other currency transactions.

The Group had the following significant exposures denominated in foreign currencies, translated into Kuwaiti Dinar at the closing rate at year end:

	31 Dec. 2019 KD'000	31 Dec. 2018 KD'000
US Dollar	38,417	42,660
Saudi Riyals	9,066	5,963
Euro	6,739	1,923
Others	4,349	858

Notes to the consolidated financial statements (continued)

36 Risk management objectives and policies (continued)

36.1 Market risk (continued)

a) Foreign currency (continued)

Foreign currency sensitivity is determined based on 2% (31 December 2018: 2%) increase or decrease in exchange rate. There has been no change during the year in the methods and assumptions used in preparing the sensitivity analysis.

If the Kuwaiti Dinar had strengthened/weakened against the foreign currencies assuming the sensitivity given in the table below, then this would have the following impact on the profit for the year:

	31 Dec. 2019		31 Dec. 2018	
	+ 2% KD'000	- 2% KD'000	+ 2% KD'000	- 2% KD'000
Profit for the year	1,171	(1,171)	1,028	(1,028)

Exposures to foreign exchange rates vary during the year depending on the volume and nature of the transactions. Nonetheless, the analysis above is considered to be representative of the Group's exposure to foreign currency risk.

b) Interest and profit rate risk

Interest and profit rate risk arise from the possibility that changes in interest and profit rates will affect future profitability or the fair values of financial instruments. The Group is exposed to interest and profit rate risk principally on its deposits, investments, bonds and bank borrowings which carry interest and profit at commercial rates. However, a reasonable possible change in interest and profit rates would not have a significant impact on the Group's consolidated financial statements. The Board has established levels of interest and profit rate risk by setting limits on the interest and profit rate gaps for stipulated periods.

Provisions are monitored on a daily basis and hedging strategies used to ensure positions are maintained within established limits.

c) Equity price risk

This is a risk that the value of financial instruments will fluctuate as a result of changes in market prices, whether these changes are caused by factors specific to individual instrument or its issuer or factors affecting all instruments, traded in the market. The Group is exposed to equity price risk with respect to its listed equity investments which are primarily located in Kuwait, USA, and GCC. Equity investments are classified as "financial assets at fair value through profit or loss".

To manage its price risk arising from investments in equity securities, the Group diversifies its portfolio. Diversification of the portfolio is done in accordance with the limits determined by the Group. There has been no change during the year in the methods and assumptions used in preparing the sensitivity analysis.

The equity price risk sensitivity is determined on the exposure to equity price risks at the reporting date. If equity prices had been 2% higher/lower, the effect on the profit for the year and would have been as follows:

Notes to the consolidated financial statements (continued)

36 Risk management objectives and policies (continued)

36.1 Market risk (continued)

c) Equity price risk (continued)

	Profit for the year ended	
	31 Dec. 2019 KD'000	31 Dec. 2018 KD'000
Financials assets at fair value through profit or loss	±444	±420

The Group's sensitivity to equity price risk in regards to its unquoted investments cannot be reliably determined due to numerous uncertainties and non-available of reliable information to determine future price of such investments.

36.2 Credit risk

Credit risk is the risk that one party to a financial instrument will fail to discharge an obligation and cause the other party to incur a financial loss. The Group credit policy and exposure to credit risk is monitored on an ongoing basis. The Group seeks to avoid undue concentrations of risks with individuals or Groups of customers in specific locations or business through diversification of its activities. It also obtains security when appropriate.

The Group's exposure to credit risk is limited to the carrying amounts of financial assets recognised at the date of the consolidated statement of financial position, as summarized below:

	31 Dec. 2019 KD'000	31 Dec. 2018 KD'000
Bank balances	4,935	4,689
Time deposits	1,332	2,565
Accounts receivable and other assets (excluding prepayment and advance payments)	4,690	2,877
Financial assets at fair value through profit or loss	6,338	5,518
Loans to customers	405	304
Investments at fair value through other comprehensive income	418	427
Investments at amortised cost	9,099	6,998
	27,217	23,378

Except for certain receivables and loans to customers referred to in note 15 and 16, none of the above financial assets are past due or impaired. The Group continuously monitors defaults of customers and other counterparties, identified either individually or by group, and incorporates this information into its credit risk controls. Where available at reasonable cost, external credit ratings and/or reports on customers and other counterparties are obtained and used. The Group's policy is to deal only with creditworthy counterparties. The Group's management considers that all the above financial assets that are neither past due nor impaired for each of the reporting dates under review are of good credit quality.

Notes to the consolidated financial statements (continued)

36 Risk management objectives and policies (continued)

36.2 Credit risk (continued)

In respect of receivables, the Group is not exposed to any significant credit risk exposure to any single counterparty. Further details in relation to credit risk of receivables and loans to customers are disclosed in note 15 and 16 respectively. The Group's investments measured at FVOCI and amortised cost comprised of mortgaged note receivables and sukuk which are not rated but considered to be low credit risk investments. It is the Group's policy to measure such instruments on a 12-month ECL basis. However, the ECL provision on these balances are not material to the Group's consolidated financial statements. The credit risk for bank balances and time deposits is considered negligible, since the counterparties are reputable financial institutions with high credit quality and no history of default. Based on management assessment, the expected credit loss impact arising from such financial assets are insignificant to the Group as the risk of default has not increased significantly.

Information on other significant concentrations of credit risk is set out in note 36.3.

36.3 Concentration of assets

The Group operates in different geographical areas. The distribution of financial assets by geographic region is as follows:

	31 Dec. 2019 KD'000	31 Dec. 2018 KD '000
Kuwait	12,456	12,676
North America	6,641	2,694
GCC	3,280	2,013
Europe	4,807	5,891
Others	33	104
	27,217	23,378

36.4 Liquidity risk

Liquidity risk is the risk that the Group will not be able to meet its financial obligations as they fall due. The Group's approach to managing liquidity is to ensure, as far as possible, that it will always have sufficient liquidity to meet its liabilities when due, under both normal and stressed conditions, without incurring unacceptable losses or risking damage to the Group's reputation.

Ultimate responsibility for liquidity risk management rests with the board of directors, which has built an appropriate liquidity risk management framework for the management of the Group's short, medium and long-term funding and liquidity management requirements. The Group manages liquidity risk by maintaining adequate reserves, banking facilities and reserve borrowing facilities, by continuously monitoring forecast and actual cash flows and matching the maturity profiles of financial assets and liabilities.

The table below analyses the Group's financial liabilities based on the remaining period at the financial position date to the contractual maturity date. The amounts disclosed in the table are the contractual undiscounted cash flows. Balances due within 12 months equal their carrying balances as the impact of discounting is not significant.

Notes to the consolidated financial statements (continued)

36 Risk management objectives and policies (continued)

36.4 Liquidity risk (continued)

	Upto 1 month KD'000	Upto 1-3 months KD'000	3-12 months KD'000	Above 1 year KD'000	Total KD'000	Weighted average effective interest/profit rate %
31 December 2019						
Financial liabilities						
Accounts payable and other liabilities	3,925	2,760	3,509	1,591	11,785	
Bank borrowings	2,215	6,930	6,509	31,264	46,918	2.91% to 5.80%
Bonds issued	-	313	938	27,500	28,751	5%
	6,140	10,003	10,956	60,355	87,454	
31 December 2018						
Financial liabilities						
Accounts payable and other liabilities	2,453	335	4,447	499	7,734	
Bank borrowings	602	5,372	1,185	20,913	28,072	4.5% to 6.2%
Bonds issued	-	327	980	27,615	28,922	5.25%
	3,055	6,034	6,612	49,027	64,728	

Maturity profile of assets and liabilities at 31 December 2019:

	Within 1 year KD'000	Over 1 year KD'000	Total KD'000
Assets			
Cash and bank balances	4,937	-	4,937
Time deposits	1,332	-	1,332
Accounts receivable and other assets	7,228	202	7,430
Loans to customers	19	386	405
Financial assets at fair value through profit or loss	106,646	-	106,646
Assets held for sale	7,819	-	7,819
Investments at fair value through other comprehensive income	-	2,735	2,735
Investments carried at amortised cost	-	9,099	9,099
Investment in associate and joint venture	-	3,594	3,594
Investment properties	-	55,256	55,256
Right of use assets	-	600	600
Equipment	-	1,084	1,084
	127,981	72,956	200,937
Liabilities			
Accounts payable and other liabilities	10,194	5,113	15,307
Bank borrowings	14,416	27,216	41,632
Bonds issued	-	25,000	25,000
	24,610	57,329	81,939

Notes to the consolidated financial statements (continued)

36 Risk management objectives and policies (continued)

36.4 Liquidity risk (continued)

Maturity profile of assets and liabilities at 31 December 2018:

	Within 1 year KD'000	Over 1 year KD'000	Total KD'000
Assets			
Cash and bank balances	4,691	-	4,691
Time deposits	2,565	-	2,565
Accounts receivable and other assets	3,299	204	3,503
Loans to customers	17	287	304
Financial assets at fair value through profit or loss	92,674	-	92,674
Investments at fair value through other comprehensive income	-	427	427
Investments carried at amortised cost	-	6,998	6,998
Investment in associate and joint venture	-	3,651	3,651
Investment properties	-	56,830	56,830
Equipment	-	878	878
	103,246	69,275	172,521
Liabilities			
Accounts payable and other liabilities	7,234	3,670	10,904
Bank borrowings	6,101	16,464	22,565
Bonds issued	-	25,000	25,000
	13,335	45,134	58,469

36.5 Structured entities (Special Purpose Vehicle)

The Group has created certain Special Purpose Vehicles (SPVs) for the Group's asset management activities. These SPVs are used to raise funds from the Group's clients on the basis of product offering documents with eventual objectives of investments in specified asset classes as defined in the offering documents of the SPVs. These SPVs are managed on a fiduciary basis by the Group's asset management teams and as the Group does not control these SPVs as at the reporting date in accordance with the definition of control in IFRS 10, these SPVs are not consolidated into the Group's consolidated financial statements.

The Group's investments in SPV are subject to the terms and conditions of the respective SPV's offering documentation and, are susceptible to market price risk arising from uncertainties about future values of SPV's underlying assets.

The exposure to investments in SPVs at fair value, by strategy employed, is disclosed in the following table.

These investments are included in financial assets at fair value through profit or loss in the statement of consolidated financial position.

Funding Strategy	Type of activities	Number of SPVs	Fair value of Group's investment in SPVs KD '000	% of Net asset attributable to Group
Equity	Investment in real estate	15 (31 December 2018: 10)	9,739 (31 December 2018: 5,557)	27.40% (31 December 2018: 18.08%)

Notes to the consolidated financial statements (continued)

37 Fair value measurement and summary of financial assets & liabilities by category

37.1 Categories of financial assets and liabilities

The carrying amounts of the Group's financial assets and liabilities as stated in the consolidated statement of financial position are as follows:

	31 Dec. 2019 KD'000	31 Dec. 2018 KD'000
Financial assets:		
<i>Financial assets at amortised cost:</i>		
- Cash and bank balances	4,937	4,691
- Time deposits	1,332	2,565
- Accounts receivable and other assets (excluding prepayment and advance payments)	4,651	2,877
- Loans to customers	405	304
- Investments carried at amortised cost	9,099	6,998
<i>Financial assets at fair value through profit or loss</i>	106,646	92,674
<i>Investments at fair value through other comprehensive income</i>	2,735	427
<i>Forward foreign exchange contracts</i>		
- At fair value (included under accounts receivables and other assets)	39	-
Total financial assets	129,844	110,536
Financial liabilities:		
<i>Financial liabilities at amortised cost:</i>		
- Accounts payable and other liabilities	11,785	7,734
- Bank borrowings	41,632	22,565
- Bonds issued	25,000	25,000
<i>Forward foreign exchange contracts</i>		
- At fair value (included under accounts payables and other liabilities)	-	64
Total financial liabilities	78,417	55,363

Management considers that the carrying amounts of financial assets and financial liabilities, which are stated at amortised cost, approximate their fair values.

37.2 Fair value hierarchy

Fair value represents the price that would be received to sell an asset or paid to transfer a liability in an orderly transaction between market participants at the measurement date.

Financial assets and financial liabilities measured at fair value in the consolidated statement of financial position are grouped into three levels of a fair value hierarchy. The three levels are defined based on the observability of significant inputs to the measurement, as follows:

- Level 1 fair value measurements are those derived from quoted prices (unadjusted) in active markets for identical assets or liabilities;
- Level 2 fair value measurements are those derived from inputs other than quoted prices that are observable for the assets or liabilities, either directly (i.e. as prices) or indirectly (i.e. derived from prices); and
- Level 3 fair value measurements are those derived from valuation techniques that include inputs for the assets or liabilities that are not based on observable market data (unobservable inputs).

Notes to the consolidated financial statements (continued)

37 Fair value measurement and summary of financial assets & liabilities by category (continued)

37.2 Fair value hierarchy (continued)

The financial assets and liabilities measured at fair value on a recurring basis in the consolidated statement of financial position are grouped into the fair value hierarchy as follows:

31 December 2019	KD'000			
	Level 1	Level 2	Level 3	Total
Financial assets at fair value through profit or loss				
Quoted securities	22,177	-	-	22,177
Managed funds-GCC	-	64,296	-	64,296
Equity participations	-	-	13,835	13,835
Fixed income securities	5,438	-	900	6,338
	27,615	64,296	14,735	106,646
Derivative				
Forward foreign currency contracts held for trading	-	39	-	39
Financial assets at fair value through OCI				
Debt instruments	-	-	418	418
Equity participation	-	-	2,317	2,317
	27,615	64,335	17,470	109,420
31 December 2018	KD'000			
	Level 1	Level 2	Level 3	Total
Financial assets at fair value through profit or loss				
Quoted securities	20,994	-	-	20,994
Managed funds-GCC	-	55,803	-	55,803
Equity participations	-	-	10,359	10,359
Fixed income securities	3,764	-	1,754	5,518
	24,758	55,803	12,113	92,674
Derivative				
Forward foreign currency contracts held for trading	-	(64)	-	(64)
Financial assets at fair value through OCI				
Debt instruments	-	-	427	427
	24,758	55,739	12,540	93,037

There have been no significant transfers between levels 1 and 2 during the reporting period.

Notes to the consolidated financial statements (continued)

37 Fair value measurement and summary of financial assets and liabilities by category (continued)

37.2 Fair value hierarchy (continued)

Measurement at fair value

The methods and valuation techniques used for the purpose of measuring fair value are unchanged compared to the previous reporting period.

a) Quoted securities

All the listed equity securities are publicly traded in stock exchanges. Fair values have been determined by reference to their quoted bid prices at the reporting date.

b) Unquoted securities

The consolidated financial statements include holdings in unlisted securities which are measured at fair value. Fair value is estimated using other valuation techniques which include some assumptions that are not supportable by observable market prices or rates.

c) Investment in managed funds

Investment funds managed by other mainly comprise of unquoted units and the fair value of these units has been determined based on net assets values reported by the fund managers as of the reporting date.

Notes to the consolidated financial statements (continued)

37 Fair value measurement and summary of financial assets and liabilities by category (continued)

37.2 Fair value hierarchy (continued)

The following table gives information about how the fair values of these financial assets are determined (in particular, the valuation techniques(s) and inputs used).

Financial assets	Fair value as at		Fair value hierarchy	Valuation technique(s) and key input (s)	Significant unobservable input (s)	Relationship of unobservable inputs to fair value
	31 Dec. 2019 KD'000	31 Dec. 2018 KD'000				
Financial assets at FVTPL:						
Quoted securities	22,177	20,994	1	Quoted bid prices	N/A	N/A
Managed funds	64,296	55,803	2	NAV Basis	Net Assets Value	Net Assets Value
Fixed income securities	5,438	3,764	1	Quoted bid prices	N/A	N/A
Fixed income securities	900	1,754	3	Discounted cash flows	Cash flow estimate and discount rate	Higher estimated cash flows and lower discount rate, results in higher fair value
Equity participations	13,835	10,359	3	Adjusted NAV Basis	Discount for lack of marketability	Lower discount rate, results in higher fair value
Financial assets at FVOCI:						
Debt instruments	418	427	3	Discounted cash flows	Cash flow estimate and discount rate	Higher estimated cash flows and lower discount rate, results in higher fair value
Equity participation	2,317	-	3	Adjusted NAV Basis	Discount for lack of marketability	Lower discount rate, results in higher fair value
Derivative:						
Forward foreign currency contracts held for trading	39	(64)	2	Foreign exchange rate/ DCF method	N/A	N/A

The impact on consolidated statement of profit or loss and consolidated statement of profit or loss and other comprehensive income would be immaterial if the relevant risk variables used to fair value the level 3 investments were changed by 5%.

Notes to the consolidated financial statements (continued)

37 Fair value measurement and summary of financial assets and liabilities by category (continued)

Level 3 fair value measurements

The Group's financial assets and liabilities classified in level 3 uses valuation techniques based on significant inputs that are not based on observable market data. The financial instruments within this level can be reconciled from beginning to ending balances as follows:

	31 Dec. 2019 KD'000	31 Dec. 2018 KD'000
Opening balance	12,540	20,351
Reclassification on adoption of IFRS 9	-	(4,973)
Net purchase/redemption	5,929	(2,551)
Net change in fair value	(999)	(287)
Closing balance	17,470	12,540

38 Operational risk

Operational risk is the risk of loss arising from inadequate or failed internal processes, human error, system failure or from external events. The Group has a set of policies and procedures, which are approved by the Board of Directors and are applied to identify, assess and supervise operational risk. The management ensures compliance with policies and procedures and monitors operational risk as part of the overall risk management.

39 Capital management objectives

The Group's capital management objectives are to ensure the Group's ability to continue as a going concern and to provide adequate return to its shareholders through the optimization of the capital structure.

The Group manages the capital structure and makes adjustments in the light of changes in economic conditions and risk characteristics of the underlying assets. In order to maintain or adjust the capital structure, the Group may adjust the amount of dividend paid to shareholders, return capital to shareholders, issue new shares or sell assets to reduce debt.

The Group's risk management reviews the capital structure on a semi-annual basis. As part of this review, the management considers the cost of capital and the risks associated with each class of capital.

The capital structure of the Group consists of the following:

	31 Dec. 2019 KD'000	31 Dec. 2018 KD'000
Bank borrowings and bonds issued	66,632	47,565
Less: Cash and cash equivalents	(6,252)	(7,235)
Net debt	60,380	40,330
Total equity	118,998	114,052

Notes to the consolidated financial statements (continued)

39 Capital management objectives (continued)

Consistent with others in the industry, the Group monitors capital on the basis of the gearing ratio.

This ratio is calculated as net debt divided by the total equity as follows:

	31 Dec. 2019 %	31 Dec. 2018 %
Net debt to equity ratio	50.7	35.4

40 Subsequent events

Subsequent to the reporting date, the Group has disposed one of its foreign investment properties which had been classified as assets held for sale as of 31 December 2019 (note 18), for a total consideration of KD10,300 thousand. The sale proceeds are expected to ultimately reduce the Group borrowings by KD7,128 thousand. The gain on disposal of this asset will be recognised during the first quarter of 2020 and is not expected to be material to the consolidated financial statements.